

City of Knoxville
**Housing and Neighborhood
Development Department**



Annual Action Plan Public Meeting
January 14, 2021

Housing and Neighborhood Development

Becky Wade, Director

Linda Rust, CD Administrator

Introduction of Staff

Attendees, please introduce yourselves
on the Zoom “Chat” function

Please forward comments or questions to

Linda Rust

LRust@knoxvilletn.gov



Agenda

- I. Community Agency Grants
- II. Housing and Neighborhood Development
 - The Five Year Consolidated Plan
 - Annual Action Plan Update
 - HUD and City Funding Resources
 - COVID-19 Funding and Response
- III. The Need for Shelter and Affordable Housing
- IV. Annual Action Plan Process/Timeline

I. Community Agency Grants

There are two different application forms:

- 1) Arts and Culture
- 2) Community and Social Services

DEADLINE

Applications are due by 4:00 p.m. on Thursday, Feb. 25, 2021.

Jennifer Searle

215-2267

jsearle@knoxvilletn.gov



II. Housing and Neighborhood Development


The PY2020-2024 Five Year Consolidated Plan

U.S. Department of Housing and Urban Development (HUD)
Community Planning Development (CPD) Funds:

CDBG – Community Development Block Grant

HOME – HOME Investment Partnership Grant

ESG – Emergency Solutions Grant

- 
- Required every 5 years, submitted August 2020
 - Involved extensive community participation
 - Set High / Low Priority activities for funding
 - Updated annually (Annual Action Plan)



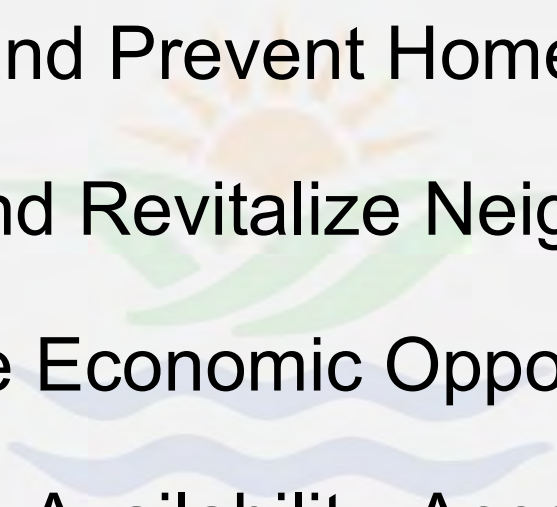
2020-2024 Five Year Consolidated Plan Priorities

Reduce and Prevent Homelessness

Stabilize and Revitalize Neighborhoods

Create Economic Opportunity

Enhance the Availability, Accessibility and
Quality of Affordable Housing



The Annual Action Plan

- Updates the Five-Year Plan and is due by May 15
- Allows for consideration of changes in
 - Community Needs
 - Opportunities and Challenges
 - Funding Sources and Amounts
- Citizen Participation
- Consultation with community partners
- Annual report of accomplishments – the Consolidated Annual Performance and Evaluation Report (CAPER), due by September 30
- Program Year (PY) 2021-2022 is Year Two
- July 1, 2021 through June 30, 2022

Federal Funding Resources

Community Development Block Grant (CDBG)

- Low- to Moderate-Income (LMI) people/households/areas
- Slum or Blight
- Urgency (urgent threat to community health and welfare)
- Public Services
- Annual application process (February 2021)
- \$1.76M in PY2020 + \$2.89M CDBG-CV = **\$4.65M total**

Emergency Solutions Grant (ESG)

- Homelessness
- Annual application process (February 2021)
- \$148,849 in PY2020 + \$2.73M ESG-CV = **\$2.88M total**

HOME Investment Partnerships

- Affordable Housing for LMI households
- Applications accepted year-round
- **\$1.15M** in PY2020

Local Funding Resources

Affordable Rental Development Fund (ARDF)

- Begun in July 2017 with \$2M
- Incentivizes new construction of affordable, multi-family (5+units) rental housing
- Eligible applicants may be private individuals, for-profit or non-profit entities, or public agencies
- Applications accepted year-round
- \$2.5M in PY2020 / \$12.6M allocated to-date

Homeless General Funds

- Affordable Housing for LMI households
- Annual application process (February)
- \$201,000 in PY2020



East Tennessee 2.1.1 Referrals

2019 – 2,868 Referrals

Housing & Shelter and Utility Referrals were 53.3% of 2,868 total referrals

2020 – 7,241 Referrals

(2.5 x 2019 Calls)

Increase began in March / April 2020

53.3
%

Housing & Shelter	28.0%
Food	15.2%
Utilities	25.3%
Healthcare	6.3%
Mental Health & Addictions	2.2%
Employment & Income	3.4%
Clothing & Household	6.1%
Child Care & Parenting	<1%
Government & Legal	3.4%
Transportation Assistance	3.8%
Education	<1%
Disaster	<1%
Other	5.6%

58.8
%

Housing & Shelter	37.4%
Food	7.4%
Utilities	21.4%
Healthcare	19.1%
Mental Health & Addictions	<1%
Employment & Income	1.9%
Clothing & Household	1.9%
Child Care & Parenting	<1%
Government & Legal	1.0%
Transportation Assistance	<1%
Education	<1%
Disaster	<1%
Other	8.1%



2019

803 Total Referrals

- 448 (56%) for Rental Assistance
- 10 (1%) for Mortgage Assistance

2020

2,708 Total Referrals

- 2,153 (80%) for Rental Assistance
- 225 (8%) for Mortgage Assistance

Housing and Shelter Referrals

TOP HOUSING & SHELTER REQUESTS		
Shelters	17.2%	(138)
Low-cost housing	10.6%	(85)
Home repair/ maintenance	13.1%	(105)
Rent assistance	55.8%	(448)
Mortgage assistance	1.2%	(10)
Landlord/ tenant issues	0%	(0)
Contacts	1.6%	(13)
Other housing & shelter	<1%	(4)

TOP HOUSING & SHELTER REQUESTS		
Shelters	5.6%	(152)
Low-cost housing	2.9%	(79)
Home repair/ maintenance	2.7%	(73)
Rent assistance	79.5%	(2,153)
Mortgage assistance	8.3%	(225)
Landlord/ tenant issues	<1%	(5)
Contacts	<1%	(20)
Other housing & shelter	<1%	(1)

Pandemic Response

*As of 9/30/2020

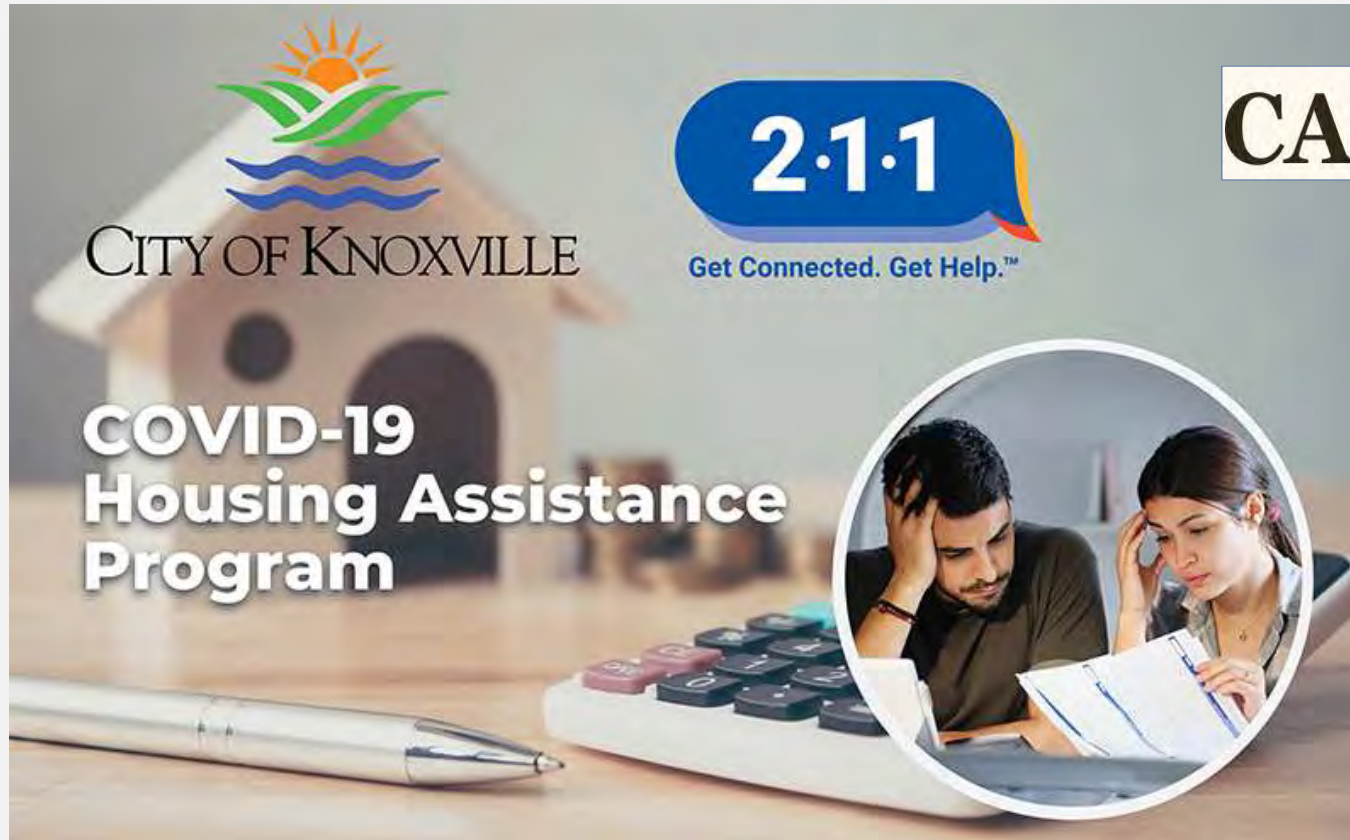
Expanding / Supporting Existing Homeless Programs

- **Volunteer Ministry Center** – 266 individuals served
- **Salvation Army** – 22 individuals housed
- **Catholic Charities** – 31 seniors housed
- **YWCA** – 71 women housed

Responding to Acute Community Needs

- **Mobile Meals** – 150 additional seniors served
- **Knoxville Area Urban League** – *Plan to serve 50 individuals who lost work during the pandemic with workforce training*
- **COVID-19 Housing Assistance Program (HAP)**

COVID-19 Housing Assistance Program



As of 12/31/2020:


- **325 households** have received rental or mortgage assistance
- Hundreds of additional households received case management, financial counseling, and/or *warm* referrals to appropriate resources

Community Partners

Non-Profit Social Service Organizations



Non-Profit Housing Assistance Organizations



Non-Profit and For-Profit Housing Developers



Foundations



Homeless Coalition



KCDC



State of Tennessee



III. The Need for Shelter and Affordable Housing

Nate First, UT SWORPS




Discussion





Importance of Collaboration to Address Community-wide Needs

HUD- and Locally-funded Agencies

- Work with community-led efforts to meet high priority goals:
 - Reduce and Prevent Homelessness
 - Stabilize and Revitalize Neighborhoods
 - Create Economic Opportunity
 - Enhance the Availability, Accessibility and Quality of Affordable Housing
 - Participate in planning activities (like the Annual Plan)
 - Commit to equitably-serve LMI people/households or areas in the city of Knoxville
- 

IV. Annual Action Plan Process/Timeline

Public Meeting #1 (tonight)

January 14, 2021

Staff Prepare Draft Annual Action Plan

February – May

Applications Released for
CDBG and Homeless Grants

February 1

knoxvilletn.gov/development
“Current Grant Opportunities”

Applications Due

February 19

Draft Available for Review

April 2

30-day Public Comment Period

April 2 – May 3

Public Meeting #2

April 29

Staff Make Revisions as needed

April – May 4

City Council Review / Vote

May 4

Annual Action Plan due to HUD

May 14, 2021

Please send your comments or questions to

Linda Rust

LRust@knoxvilletn.gov

or

P.O. Box 1630

Knoxville, TN 37901-1630

Thank you for joining us!

www.KnoxvilleTN.gov/development