

Knoxville / Knox County
**Housing and
Shelter Needs**
January 14, 2021





Annual Data 2020



Total HMIS Clients, 2015-2020



The “Restaurant Effect”



Homeless Services & COVID

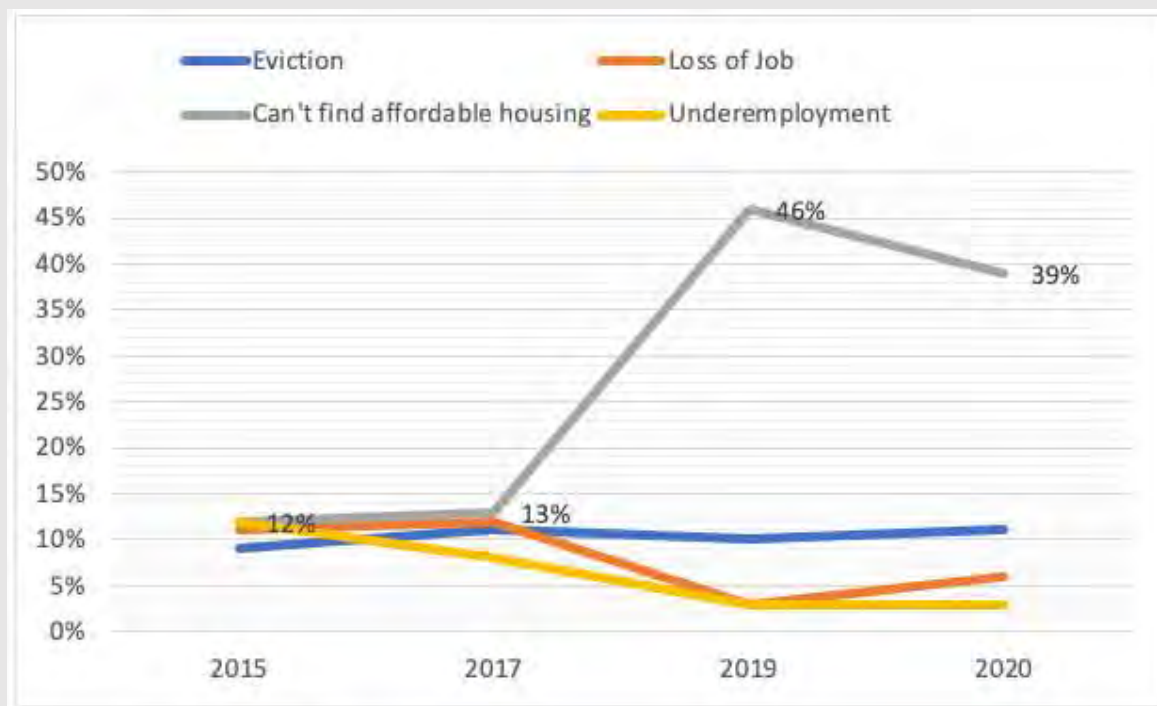
- ▶ Program closures & bed decompression
- ▶ Eviction moratorium
- ▶ Social Factors

Why Homeless?



Homeless Primary Reason by Head of Household	2019	2020
Cannot Find Affordable Housing	25%	19%
Eviction	12%	12%
Loss of Job	9%	9%
Underemployment/low income	8%	8%
Substance Abuse	7%	9%
Mental Health	7%	8%
Fleeing Domestic Violence	6%	7%
Non-violent Family Confrontation	5%	6%
Criminal Activity in the Past	4%	4%
Long-Term Medical Condition	3	3%
Relocation	3	2%
Un-Safe Housing/Substandard Housing	2	2%
Discharge from Jail	1	2%

NEW to HMIS: Why Homeless?




CHAMP: Coordinated Entry



A	C	D	E	F	G	H	I	J	K	L	M	N	O	P	Q	R	S	T	U
# of Clients	52	Housing Interventions for Youth			Surveys Completed	Housing Interventions for Families			Surveys Completed	Housing Interventions for Individuals			Surveys Completed						
Youth Avera	8.2727273	PSH / Housing First Assessment			8	PSH / Housing First Assessment			10	PSH / Housing First Assessment			9						
Family Avera	7.7272727	RRH Assessment			3	RRH Assessment			9	RRH Assessment			10						
Individual Avera	7.8947368	Information and Referral			0	Information and Referral			3	Information and Referral			0						

ID #	VI-SPDAT Agency	Case Manager	Case Manager	Priority Score	VI Type	VI Score	Duration of Homelessness (Days)	VI Duration (Days)	Referral Type	H
60146	CAC	No		5	TAY	10	388	358	RRH	North Knoxville (F
9398	CAC	No		5	TAY	9	371	259	RRH	
58795	CAC	Yes		6	TAY	6	485	476	RRH	Downtown (Beaumont, Broadway, Fort Se
59579	CAC	No		7	TAY	9	524	439	RRH	West Knoxville (Ballcamp, Bearden, Ced
53664	CAC	Yes	Rosie Cross	7	TAY	6	767	861	RRH	Downtown (Beaumont, Broadway, Fort Se
55877	VAC	No		99	TAY	13	191	133	RRH	
53785	CAC	No		99	TAY	10	841	568	RRH	
62175	CAC	No		99	TAY	8	1544	183	RRH	
62255	CAC	No		99	TAY	8	478	184	RRH	
62646	CAC	No		99	TAY	6	163	132	RRH	
62052	CAC	No		99	TAY	4	3064	142	RRH	
54397	CAC	Yes	Dora Rodriguez	3	Family	11	616	252	RRH	East Knoxville (Burlington, Corryton, M
62784	CAC	Yes	Dora Rodriguez	3	Family	11	218	119	RRH	West Knoxville (Ballcamp, Bearden, Ced
62810	CAC	Yes	Erin Lang	3	Family	9	125	118	RRH	North Knoxville (F
56329	CAC	Yes	Clarissa Gass	3	Family	8	402	321	RRH	North Knoxville (F
11859	CAC	Yes	Tangeria Barreto	4	Family	7	0	140	RRH	Downtown (Beaumont, Broadway, Fort Se
63464	CAC	No		4	Family	8	109	57	RRH	South Knoxville (Areas so
63022	CAC	No		5	Family	14	173	93	RRH	Downtown (Beaumont, Broadway, Fort Se
62756	CAC	Yes	Tangeria Barreto	5	Family	11	128	104	RRH	Downtown (Beaumont, Broadway, Fort Se



CHAMP: Coordinated Entry



Permanent Supportive Housing

- Vacancies: **6**
- CHAMP Households seeking PSH: **38** (**29** individuals & **11** families)

Rapid Re-Housing

- CHAMP households seeking RRH: **51**
- Average time on CHAMP list: **234 days**
- Average time homeless: **435 days**



KnoxHMIS.org



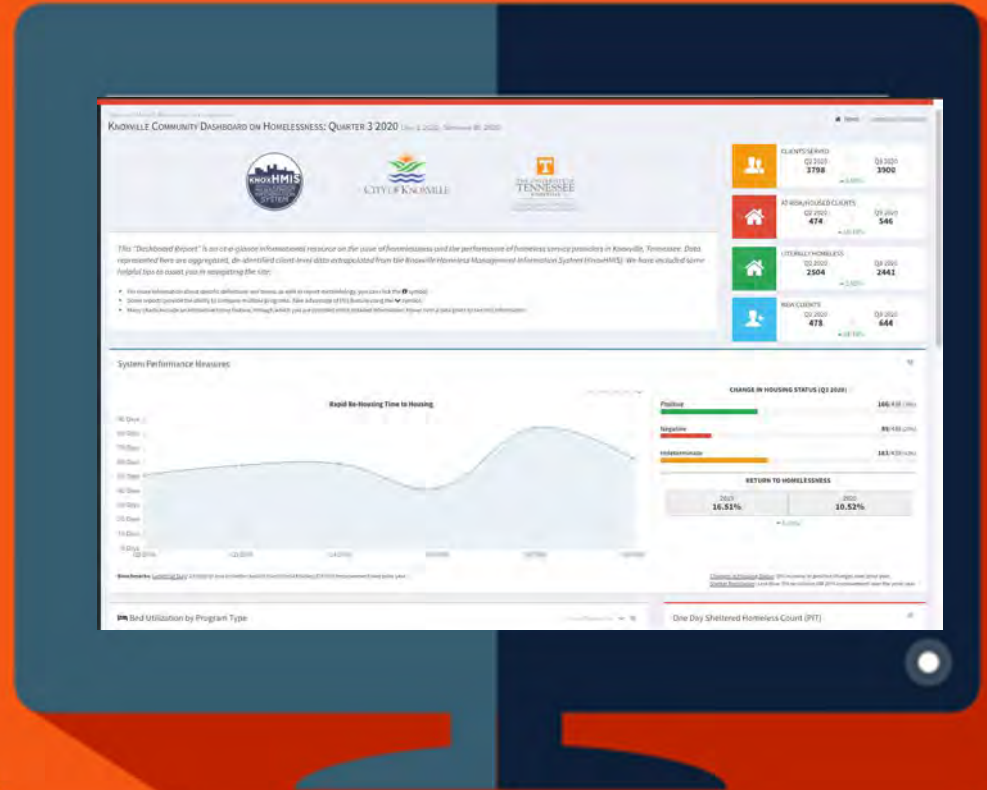
Web Images Videos News Maps

All Regions ▾ Safe Search: Moderate ▾ Any

Knoxville Homeless Management Inform

➤ <https://knoxhmis.sworpswebapp.sworps.utk.edu>

Are you experiencing homelessness? CHAMP. Ho



<https://knoxhmis.sworpswebapp.sworps.utk.edu/dashboard/>



System Performance Measures



SELECT PROGRAM TYPE ▼

Rapid Re-Housing Time to Housing





System Performance Measures



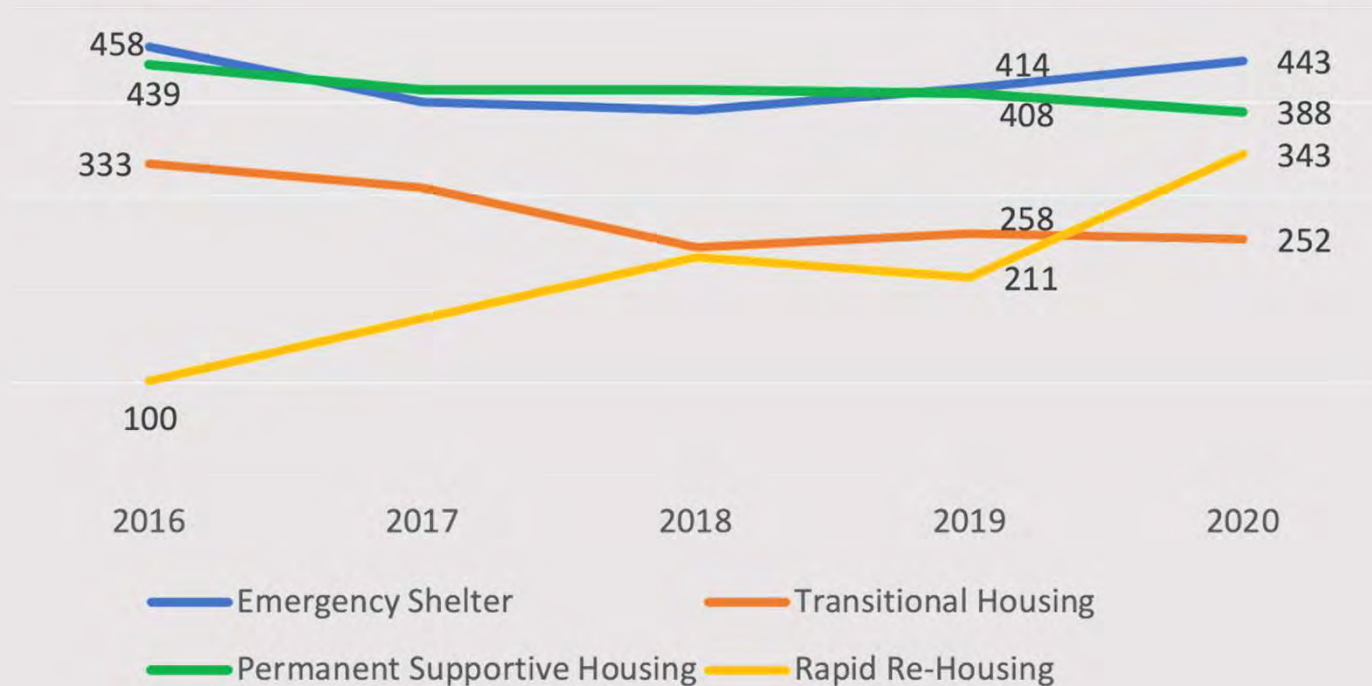
SELECT PROGRAM TYPE ▼

Permanent Housing Length of Stay





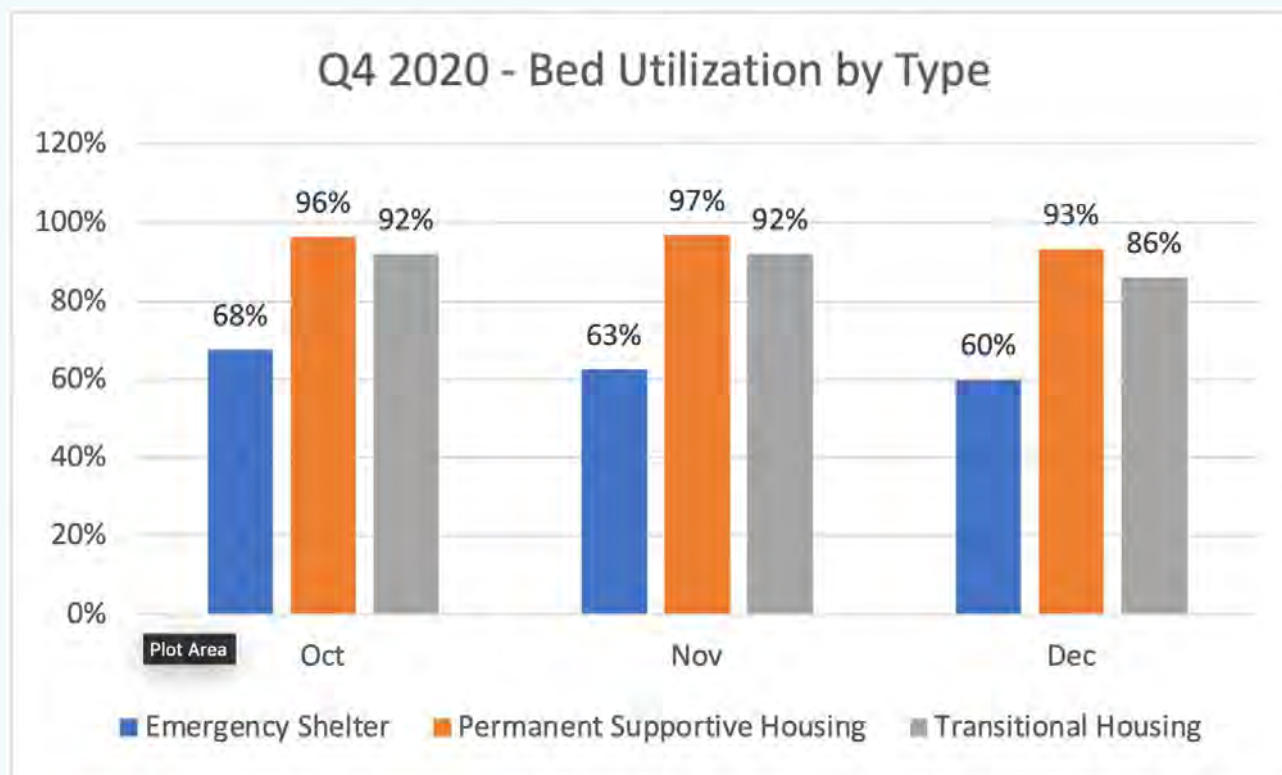
Bed Inventories by Type



Source: TN-502 Housing Inventory Counts (January of each year)



🛏 Bed Utilization by Program Type |



Stay Tuned

This is Emerging Data

- ▶ 2020: Numbers are provisional
- ▶ 2021: HIC/PIT/Modeling tool still to come



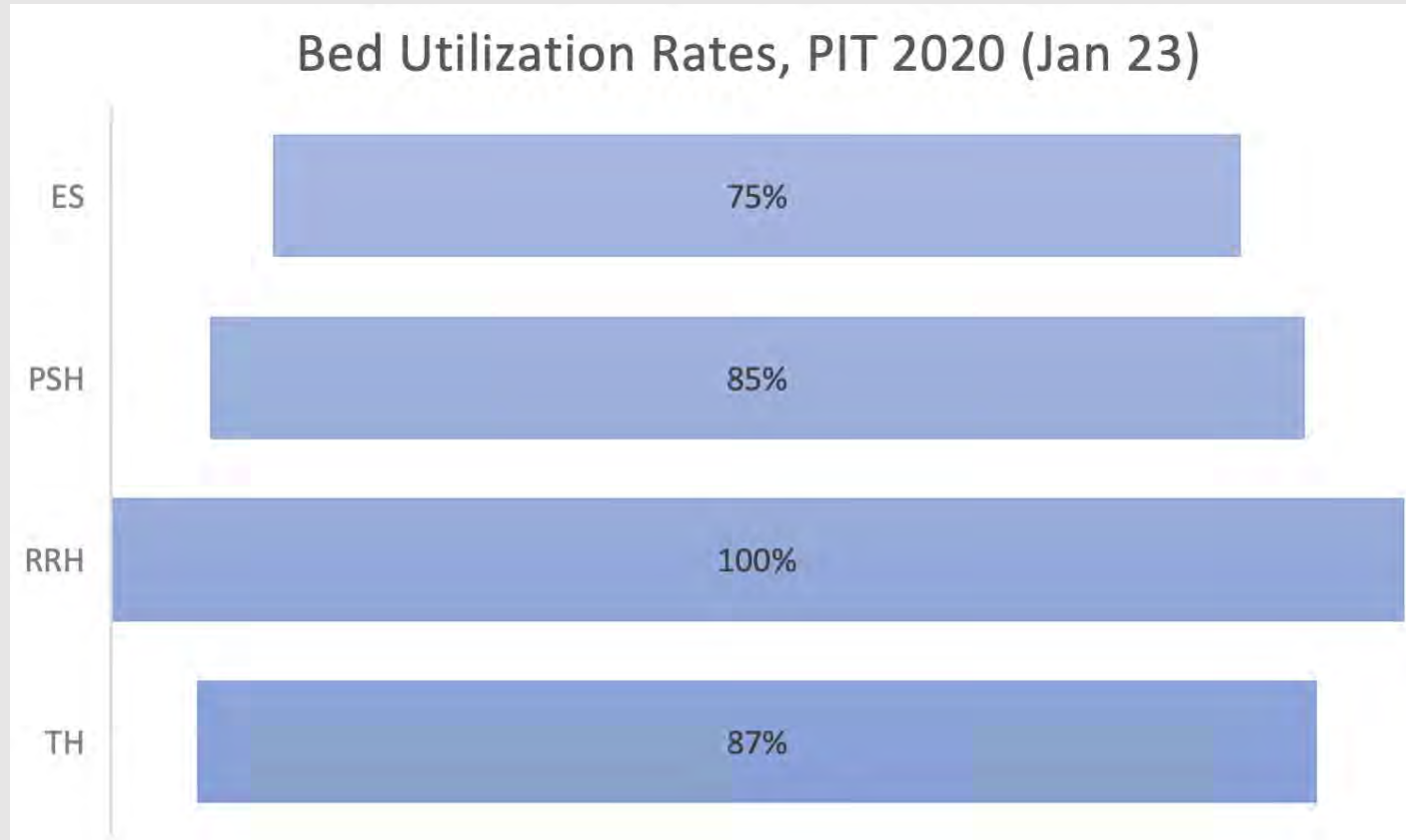
Questions?

Housing and Shelter Needs | January 2021

Sources

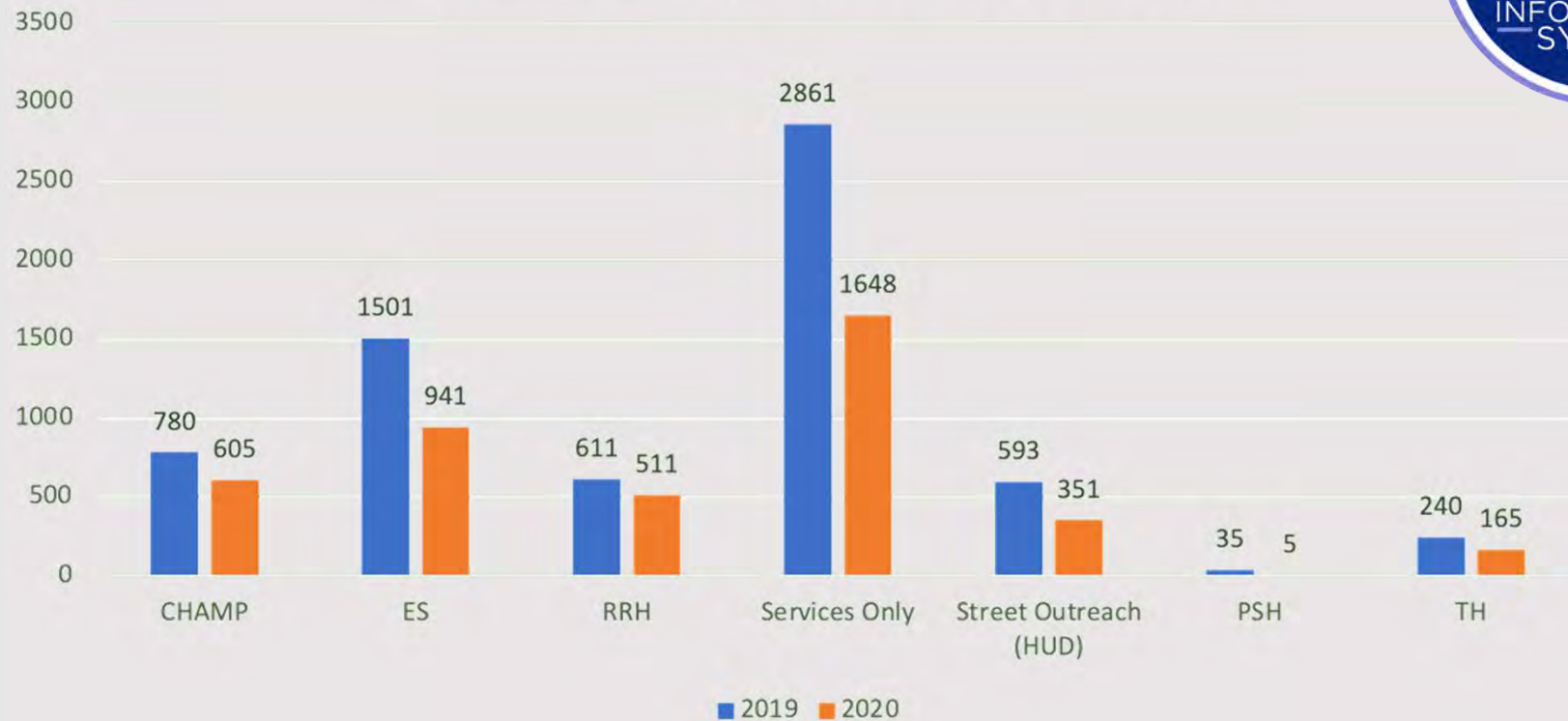


- Economic Roundtable (2021), Locked out. Retrieved from <https://economicrt.org/publication/locked-out/>
- [Easy Line Drawing \(2020\), How to draw a house step by step.](#)
- [Van Gogh, V. \(1887\), Interior of a restaurant.](#)





New HMIS Clients by Project Type, 2019 vs 2020



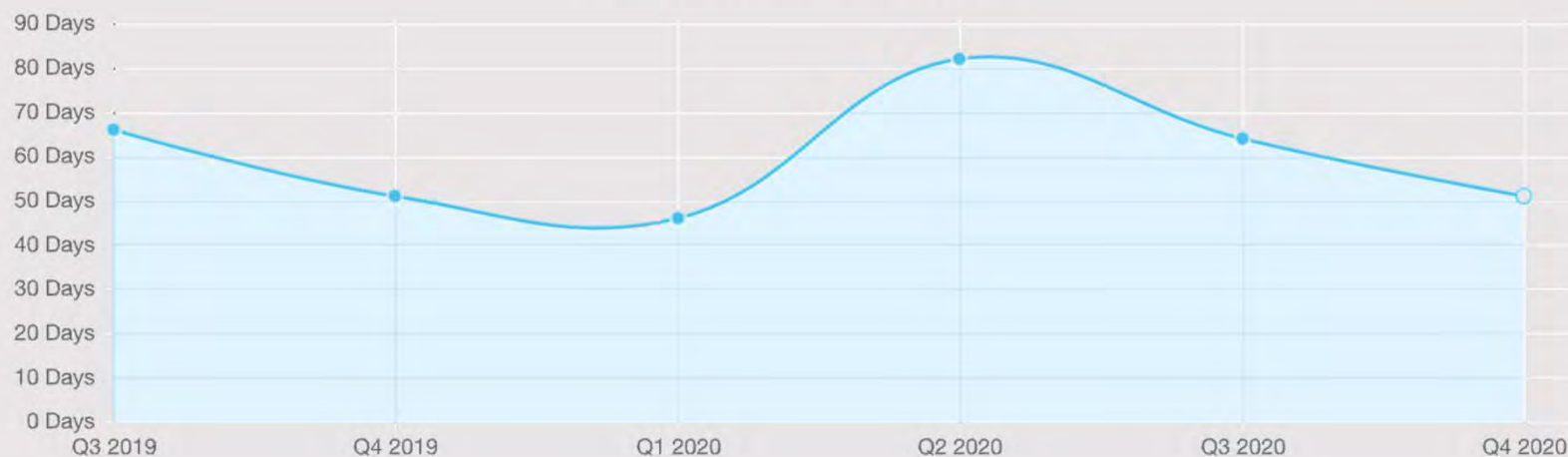


System Performance Measures



SELECT PROGRAM TYPE ▾

Emergency Shelter Time to Exit





System Performance Measures



SELECT PROGRAM TYPE ▾

Transitional Housing Time to Exit

