

City of Knoxville

Housing and Neighborhood Development Department



Annual Action Plan Public Meeting
April 27, 2021

Housing and Neighborhood Development

Becky Wade, Director

Linda Rust, CD Administrator

Introduction of Staff

Attendees, please introduce yourselves
on the Zoom “Chat” function

Please forward comments or questions to

Linda Rust

LRust@knoxvilletn.gov

Agenda

- I. PY2020-2024 Consolidated Plan
- II. COVID-19 Response
- III. PY2021-2022 Annual Action Plan
 - Funding Resources
 - Community Engagement
 - Other Information Impacting the Plan
 - Applications
 - Proposed PY2021-2022 Activities
 - Timeline
- IV. Feedback / Q & A




I. PY2020-2024 Consolidated Plan

U.S. Department of Housing and Urban Development (HUD)
Community Planning Development (CPD) Funds:

CDBG – Community Development Block Grant

HOME – HOME Investment Partnerships Grant

ESG – Emergency Solutions Grant

- 
- Required by HUD every 5 years
 - A Strategic Plan, with no funding attached to it
 - Involved extensive community participation
 - Submitted August 2020
 - Set High / Low Priority activities for funding



2020-2024 Five Year Consolidated Plan Priorities

Reduce and Prevent Homelessness

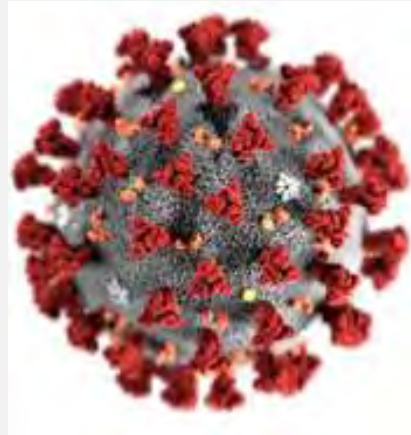
Stabilize and Revitalize Neighborhoods

Create Economic Opportunity

Enhance the Availability, Accessibility and
Quality of Affordable Housing



The Consolidated Plan
is updated **annually** to allow for changes
in community needs, opportunities / challenges,
and funding sources



II. COVID-19 Response



Federal COVID-19 Funding Resources

CARES Act Supplemental ESG (ESG-CV)

▪ Round 1	April 2020	\$ 513,272
▪ Round 2	June 2020	\$ 2,221,592

CARES Act Supplemental CDBG (CDBG-CV)

▪ Round 1	April 2020	\$ 1,036,418
▪ Round 3	September 2020	\$ 1,853,296

CARES Act ESG-CV (through THDA)

▪ Round 2	<i>Coming Soon</i>	\$ 699,984
-----------	--------------------	------------

American Rescue Plan HOME (HOME-ARP)

▪ Round 1	<i>Coming Soon</i>	\$ 4,076,859
-----------	--------------------	--------------

Total **\$10,401,421**

Other Funding to Address COVID-19

CoK Homeless General Fund (2 years)	\$402,000
ESG (2 years)	\$299,121
CDBG PY2020-2021& Prior Year Funds	\$132,760
CoK Emergency General Fund	<u>\$100,000</u>
	\$933,881

Allocated to:

Homelessness

- | | | | | | | | | | |
|---|---|--|-----------------|--|-----------------|--|-----------------|--|----------------|
| <ul style="list-style-type: none"> ▪ Homelessness Prevention ▪ Rapid Re-Housing ▪ Emergency Shelter / Services ▪ HMIS | <table style="width: 100%; border-collapse: collapse;"> <tr> <td style="width: 70%;"></td> <td style="text-align: right;">\$217,760 (36%)</td> </tr> <tr> <td></td> <td style="text-align: right;">\$137,686 (23%)</td> </tr> <tr> <td></td> <td style="text-align: right;">\$136,000 (22%)</td> </tr> <tr> <td></td> <td style="text-align: right;">\$ 30,000 (5%)</td> </tr> </table> | | \$217,760 (36%) | | \$137,686 (23%) | | \$136,000 (22%) | | \$ 30,000 (5%) |
| | \$217,760 (36%) | | | | | | | | |
| | \$137,686 (23%) | | | | | | | | |
| | \$136,000 (22%) | | | | | | | | |
| | \$ 30,000 (5%) | | | | | | | | |

Workforce Development	\$ 40,000 (6.5%)
-----------------------	------------------

Food Support	\$ 25,000 (4%)
--------------	----------------

Grants Administration	<u>\$ 22,431 (3.5%)</u>
-----------------------	-------------------------

Total	\$608,877
-------	-----------

Funds included in Annual Action Plan:	\$325,004
---------------------------------------	-----------



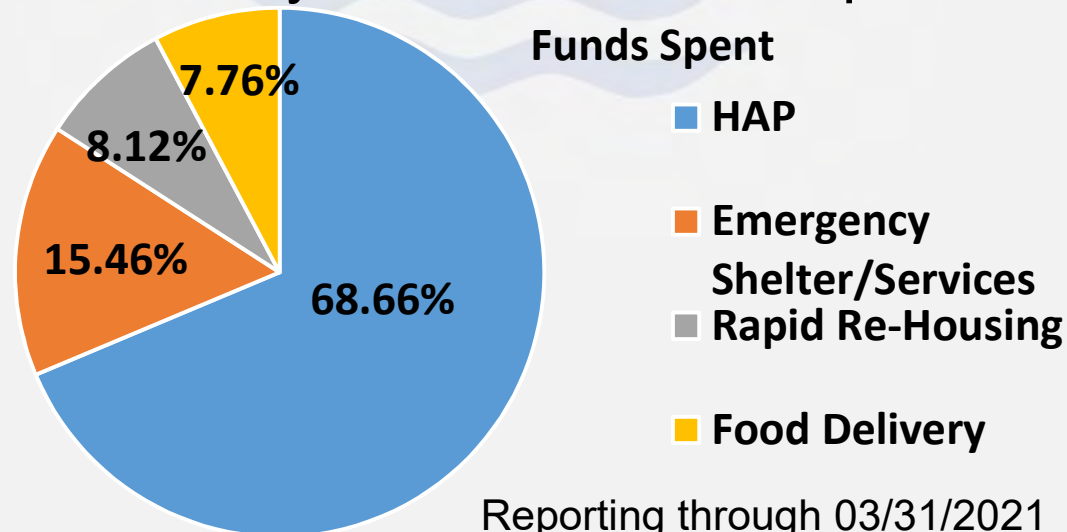
Phase One: Spring 2020

\$1,882,526

(CDBG-CV R1, ESG-CV R1, CDBG, ESG & City General Funds)

Priorities included supporting agencies providing:

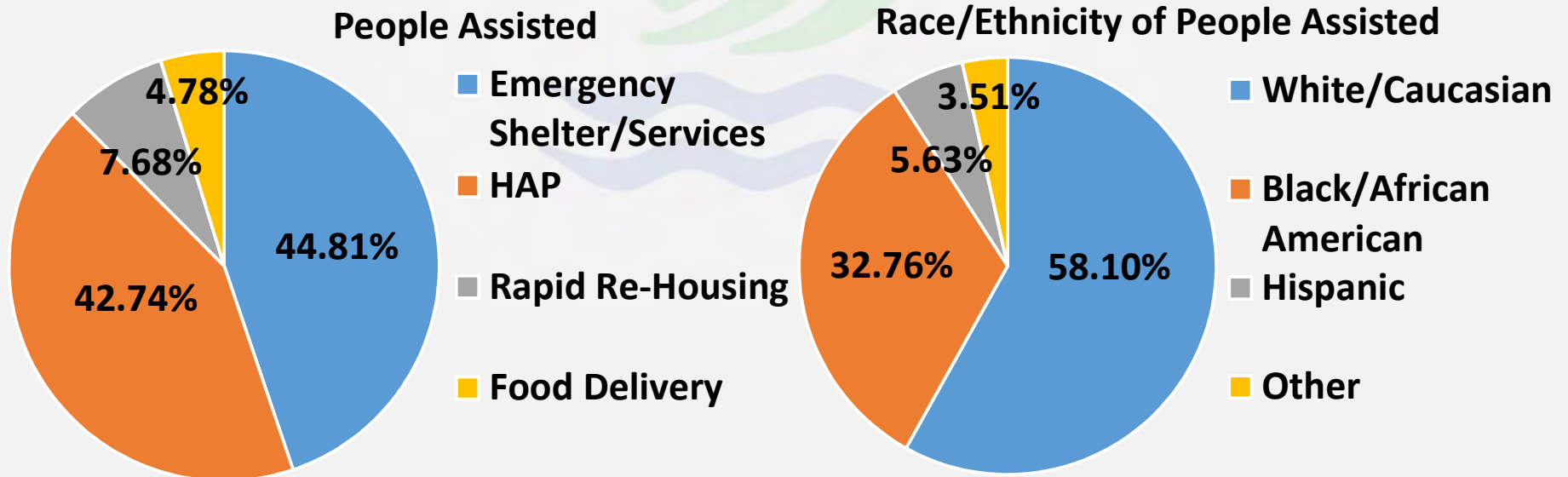
- Housing Assistance Program (HAP)
- Emergency Shelter / Services
- Rapid Re-Housing Services
- Food Delivery to Vulnerable People



Phase One

2,099 Households / 3,140 People Assisted

	<u>Households</u>	<u>People</u>
Emergency Shelter / Services	1,220	1,407
HAP / Homelessness Prevention	592	1,342
Rapid Re-Housing Services	137	241
Food Delivery to Vulnerable People	150	150



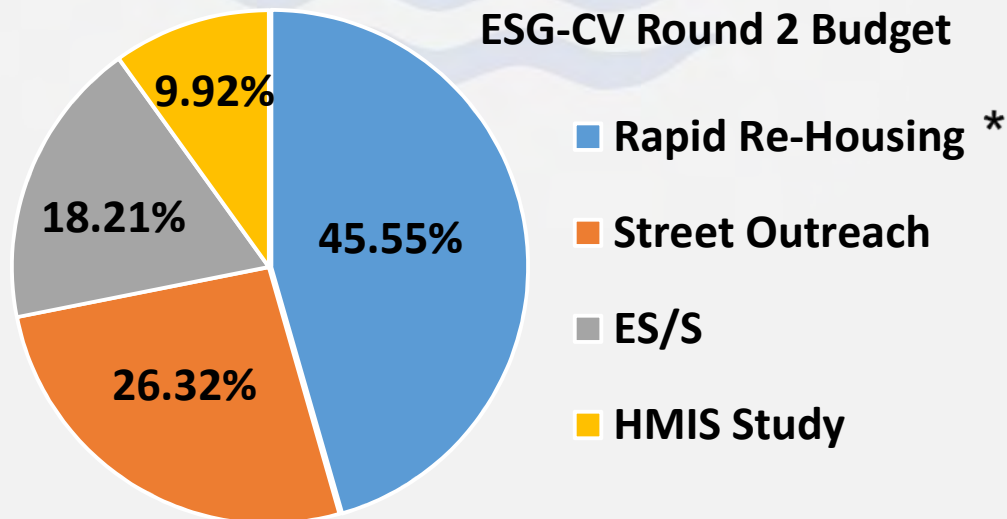
Reporting through 03/31/2021

Phase Two: Fall 2020 – Winter 2021

\$1,999,433 ESG-CV R2

Funding Priorities included supporting agencies providing:

- *Rental & Utility Assistance / Homelessness Prevention**
- **Street Outreach**
- *Services to Overcome Language and Cultural Barriers*
- *Emergency Shelter Improvements / Increase Capacity*
- *Mobile Medicated-Assisted Treatment*
- **Equity Study**

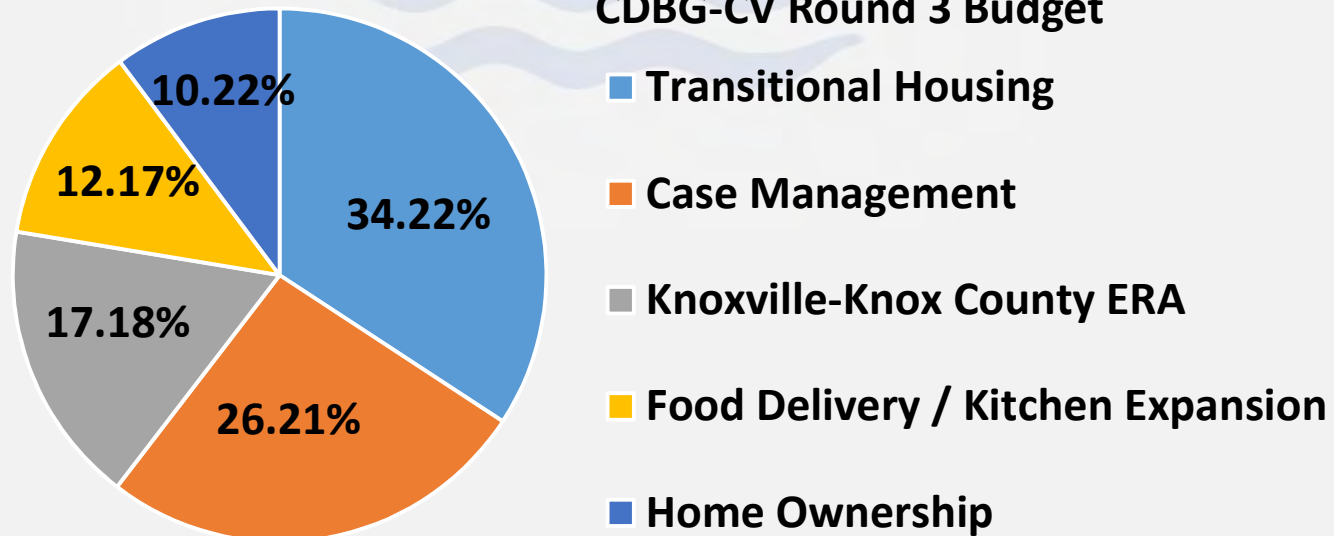


Phase Two

\$1,688,029 CDBG-CV R3

Focus on supporting:

- Knoxville-Knox County Emergency Rental Assistance through:
 - Deposits and Relocation Expenses
 - Case Management / Housing Stabilization
- Transitional Housing / Services for Youth & Young Adults
- Continued Food Delivery / Kitchen Expansion
- Homeownership Assistance





Phase Three: Summer 2021

\$4,076,859 HOME-ARP

Focus on homelessness and supporting the development of
Permanent Supportive Housing



\$699,984 ESG-CV (THDA)

Priority: Non-congregate Shelter / Services

Stay-tuned

Substantial Amendment Process

III. PY2021-2022 Annual Action Plan

- An ***action*** plan is designed to meet the Goals and Objectives of the Five-Year Consolidated Plan:

Reduce and Prevent Homelessness

Stabilize and Revitalize Neighborhoods

Create Economic Opportunity

Enhance the Availability, Accessibility and Quality of Affordable Housing

- Year Two begins July 1, 2021 and ends June 30, 2022
- Funding is allocated annually by HUD
- Due to HUD by May 15
- Annual report of accomplishments – the Consolidated Annual Performance and Evaluation Report (CAPER), due to HUD by September 30

Annual Action Plan Community Engagement

Consultation with Community Partners

- August 2020 Meetings on Homelessness (3 meetings and a survey) - 40 attendees
- December 2, 2020 Family & Youth Homelessness Summit – 18 (12 new) attendees
- January 14, 2021 Public Meeting Discussion – 48 (41 new)
- April 26, 2021 Mayor's Roundtable on Homelessness - 38

Public Participation

- January 14, 2021 Public Meeting #1 – 48 (41 new)
- 30-day Public Comment Period (April 2 – May 1)
- April 27, 2021 Public Meeting #2

More than 100 (unduplicated, non-CoK staff) people have participated in the development of the plan, so far.



2.5 x the total number of requests,
 3 x H&S requests; 2 x Utility
 requests; 8.5 x Healthcare
 requests; 3.5 x "Other" requests






5 x the number of Rent Assistance requests, 29 x Mortgage Assistance requests; 5 x Landlord/Tenant Issues requests

Top service requests To To

TOP HOUSING & SHELTER REQUESTS		REQUESTS
Shelters	126	136
Low-cost housing	75	68
Home repair/ maintenance	90	64
Rent assistance	406	1,994
Mortgage assistance	7	201
Landlord/ tenant issues	0	5
Contacts	13	15
Other housing & shelter	4	1

0 = No requests made
 Not Available = Data not collected
 Some requests are only computed at the category level



U.S. Department of Housing & Urban Development (HUD) Funding

CDBG - Community Development Block Grant


\$1,787,837 for PY2021-2022

(1.5% increase from current year)

To develop viable urban communities by:

- Providing decent housing
- A suitable living environment, and by
- Expanding economic opportunities,

Principally for low- and moderate-income (LMI) persons/areas.



U.S. Department of Housing & Urban Development (HUD) Funding

HOME Investment Partnerships

\$1,124,871 for PY2021-2022

(2.3% decrease from current year)

To increase homeownership and affordable housing opportunities for low and very low-income Americans.

- Rental Housing
- Homeownership



U.S. Department of Housing & Urban Development (HUD) Funding

ESG – Emergency Solutions Grant

\$150,252 for PY2021-2022

(1.0% increase from current year)

The ESG program provides funding to:

- **Engage** individuals and families living on the street
- **Improve** the number and quality of **emergency shelters**
- **Help operate these shelters**
- Provide **essential services to shelter residents**
- **Rapidly re-house** individuals and families experiencing homelessness and
- **Prevent** families and individuals from becoming homeless.

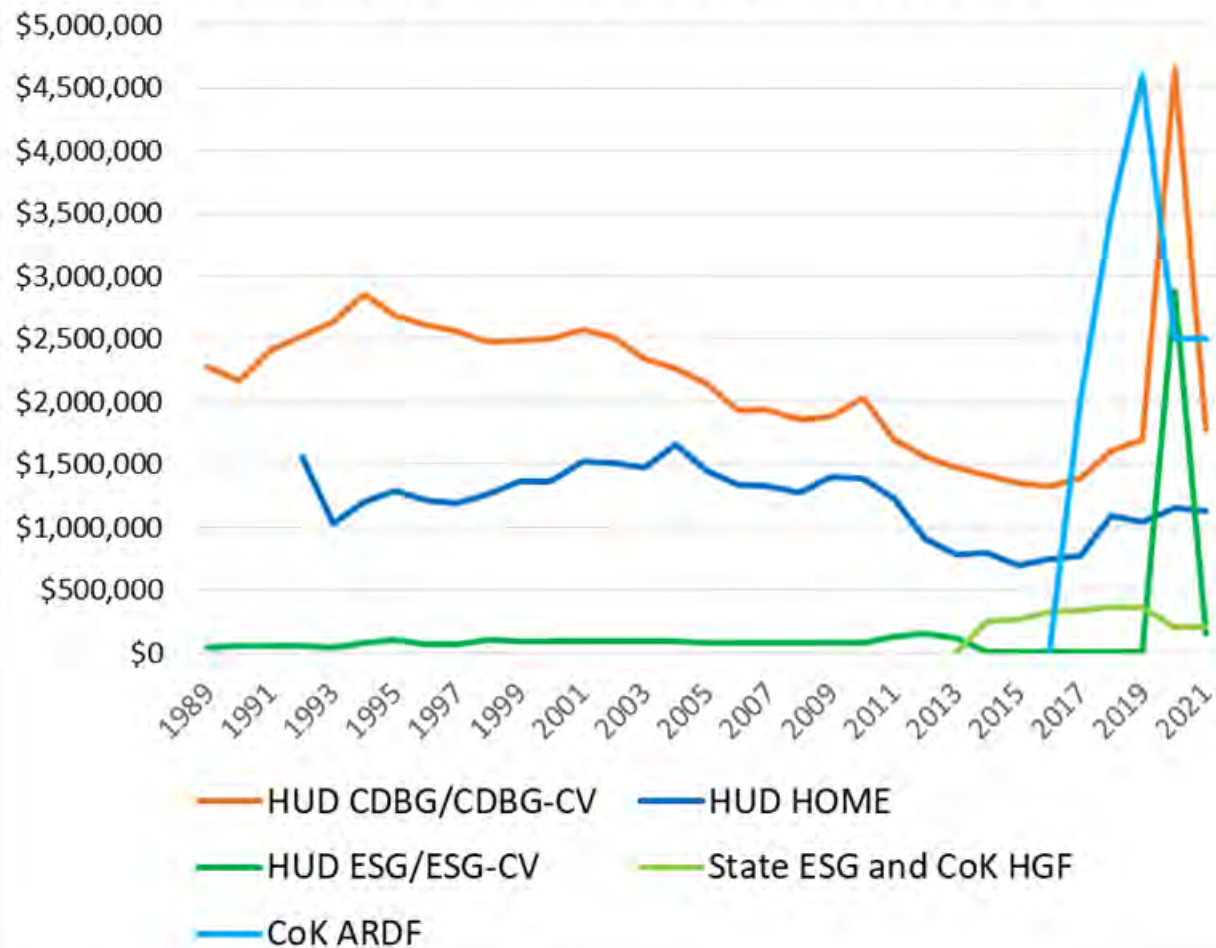
PY2021-2022 *Anticipated* City of Knoxville Funds



Knoxville Affordable Housing Fund

▪ Affordable Rental Development Fund (ARDF)	\$2.5M
▪ Permanent Supportive Housing development	\$1.5M
▪ Austin Homes Infrastructure	\$3.7M
▪ Affordable Housing Trust Fund (East Tennessee Foundation)	<u>\$323,000</u>
	\$8.17M
Homeless Agency Grants	\$201,000

Resources for Housing, Homelessness and non-Housing Community Development Activities



HUD CDBG/CDBG-CV
Housing, non-housing
Community Development
activities (Economic
Development,
Neighborhood Stabilization
and Public Services)

HUD HOME
Affordable Housing
Rehabilitation and
Construction

**CoK ARDF (new
affordable rental
housing)**

HUD ESG/ESG-CV
Homelessness

State ESG and CoK HGF
Homelessness

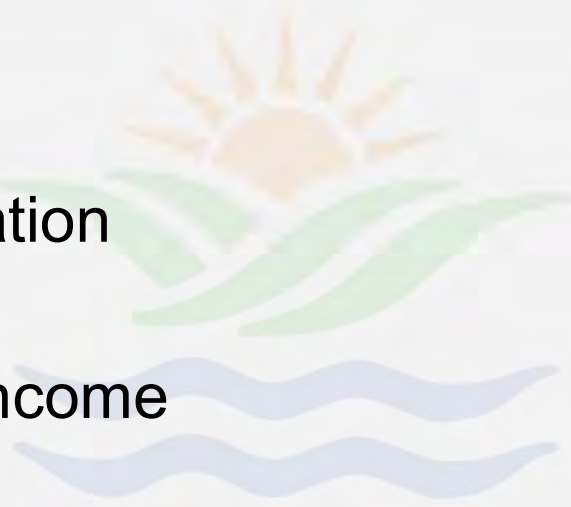
PY2021-2022 Proposed Budget - Resources

CDBG Federal Allocation	\$1,787,837
Prior Year Funds	\$ 550,609
Estimated Program Income	<u>\$ 100,000</u>
Total CDBG Funds	\$2,438,446

HOME Federal Allocation	\$1,124,871
Prior Year Funds	\$1,559,489
Estimated Program Income	<u>\$ 500,000</u>
Total HOME Funds	\$3,184,360

ESG Federal Allocation	\$ 150,252
-------------------------------	-------------------

Total Federal Funds	\$5,773,058
----------------------------	--------------------



Applications Received

CDBG/CDBG-CV: 16 applications / \$4.5M

- COVID-19 related: 4
- Housing and Homelessness: 9 / \$3.47M
- Employment-related: 3 / \$375,817
- Mobile Meals: 2 / \$510,000
- Other:
 - Design and TA \$55,000
 - Pandemic Needs Assessment \$105,167

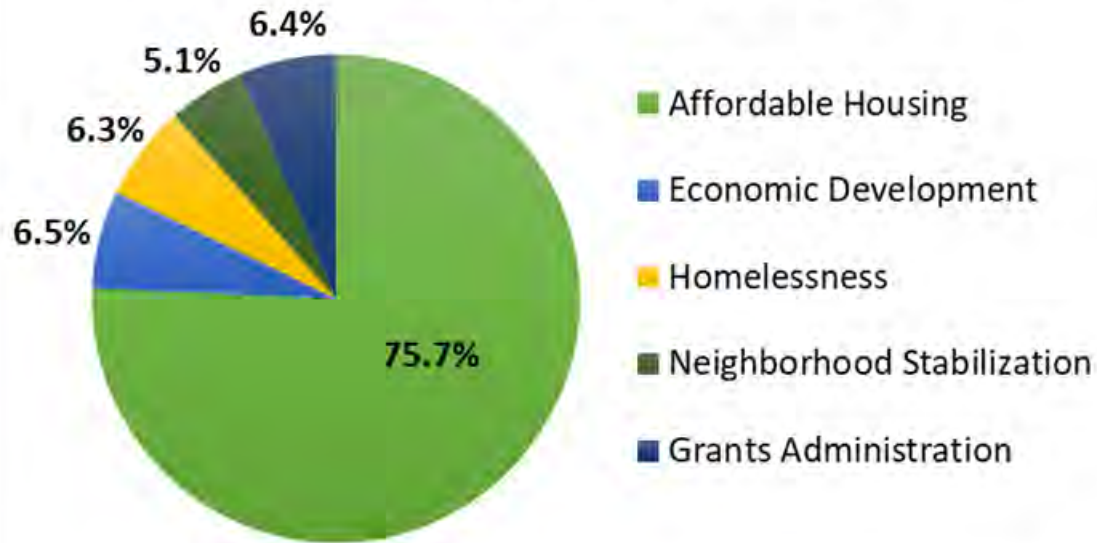
Homeless Grants: 15 applications / \$2.3M

- COVID-19 related: 5
- Rapid Re-Housing: 3 / \$911,700
- Street Outreach: 2 / \$484,762
- Emergency Shelter: 7 / \$458,142
- Homelessness Prevention: 2 / \$330,280

PY2021-2022 Proposed Budget - Activities

Total HUD Budget Estimate	\$5,773,058	
Affordable Housing	\$4,368,173 (75.7%)	265 units
• Owner-occupied Rehab & Dev.	\$ 3,280,622	246 units
• Rental Rehab & Development	\$ 600,064	19 units
• Housing Project Delivery (inc. HOME Admin)	\$ 487,487	
Economic Opportunity	\$ 375,817 (6.5%)	140 people
Homelessness	\$ 363,624 (6.3%)	445 people
• Emergency Shelter and Services	\$ 189,151	320 people
• Rapid Re-Housing Services	\$ 48,833	95 people
• Homelessness Prevention	\$ 125,640	30 people
Neighborhoods	\$ 296,609 (5.1%)	
• Blighted Property Stabilization	\$ 25,000	37 lots
• Design and Technical Assistance	\$ 55,000	17 orgs.
• Food Delivery/Kitchen Expansion	\$ 204,609	1 facility
• Housing Stabilization	\$ 12,000	20 people
Administration (CDBG & ESG)	\$ 368,835 (6.4%)	

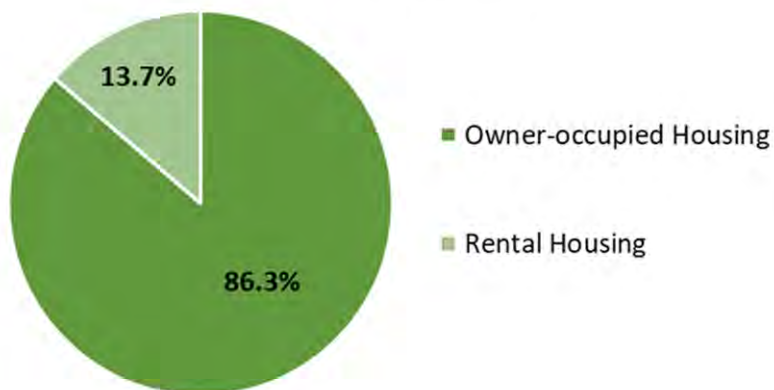
Proposed PY2021-2022 HUD Budget



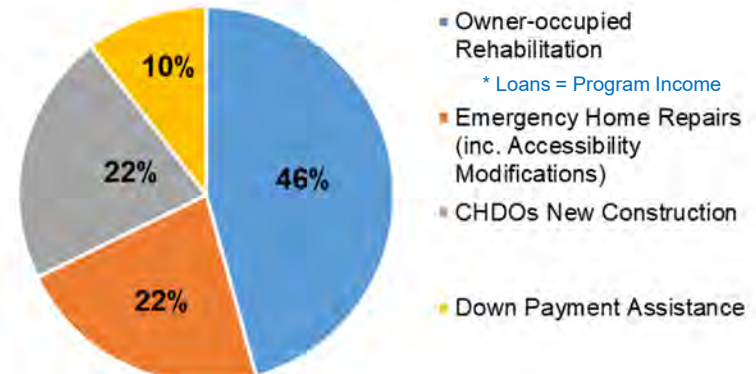
Rental Housing Assistance

Funded primarily through local funds.
100% of HUD-funded activities are Rehabilitation and Development

Affordable Housing



Owner-occupied Housing Assistance



Proposed PY2021-2022 Activities

Total HUD Budget Estimate: \$5,773,058

- CDBG
- HOME
- ESG

Affordable Housing **\$4,368,173 (75.7%) 265 units**

1. <u>Owner-occupied Rehab & Dev.</u>	<u>\$3,280,622</u>	<u>246 units</u>
▪ Owner-occupied Rehabilitation	\$1,578,572	26 units
▪ Emergency Home Repairs (<\$5,000)	\$ 762,050	190 units
▪ CHDOs	\$ 750,000	15 units
▪ Down Payment Assistance	\$ 190,000	15 units
2. <u>Rental Rehab & Development</u>	<u>\$ 600,064</u>	<u>19 units</u>
3. <u>CoK Housing Project Delivery</u> (inc. HOME Admin)	<u>\$ 487,487</u>	

Proposed PY2021-2022 Activities

Total HUD Budget Estimate: \$5,773,058

- CDBG
- HOME
- ESG

Economic Opportunity **\$375,817 (6.5%)** **140 people**

1. Job Training and Support

- Youth and Young Adults **\$225,207** **80 people**
- Adults/Families **\$ 80,000** **35 people**
- Former Offenders **\$ 70,610** **25 people**

Proposed PY2021-2022 Activities

Total HUD Budget Estimate: \$5,773,058

- CDBG
- HOME
- ESG

Homelessness

\$363,624 (6.3%) 445 people

1. <u>Emergency Shelter/Services</u>	<u>\$189,151</u>	<u>320 people</u>
▪ CDBG	\$ 99,000	120 people
▪ ESG	\$ 90,151	200 people
2. <u>Rapid Re-Housing Services</u>	<u>\$ 48,833</u>	<u>95 people</u>
3. <u>Homelessness Prevention</u>	<u>\$125,640 *</u>	<u>30 people</u>

(*An additional \$125,640 is proposed to be funded under CDBG-CV)

Proposed PY2021-2022 Activities

Total HUD Budget Estimate: \$5,773,058

- CDBG
- HOME
- ESG

Neighborhoods Stabilization

\$296,609 (5.1%)

1. Blighted Property Stabilization \$ 25,000 37 lots
2. Design & Technical Assistance \$ 55,000 17 orgs.
3. Public Facility Improvement \$204,609 1 facility
(with CDBG-CV funds,
for a total of \$310,000)
4. Housing Stabilization/Seniors \$ 12,000 20 people

Administration (CDBG & ESG)

\$368,835 (6.4%)

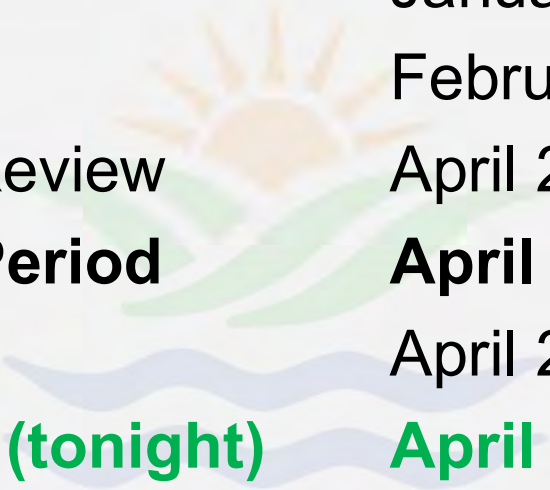
Proposed PY2021-2022 Activities

Total Homelessness General Funds: \$201,000

Homelessness General Funds*	\$201,000	570 people
1. <u>Emergency Shelter and Services</u>	<u>\$186,000</u>	<u>570 people</u>
2. <u>HMIS</u>	<u>\$ 15,000</u>	

Homeless General Funds, when ESG-eligible, provide the ESG program's HUD-required 1:1 match

Year Two AAP Timeline



Consultation (4 Meetings)	August - December 2020
Public Meeting #1	January 14, 2021
Consultation	January 14
Application Process	February 1 - February 19
Draft Available for Review	April 2
30-day Comment Period	April 2 – May 1
Consultation	April 26
Public Meeting #2 (tonight)	April 27
City Council Workshop	April 29
City Council Review / Vote	May 4
Revisions	May 5 -14
Due to HUD	May 15



Thank you!

IV. Feedback and Q & A

Please share your comments with us
by taking turns speaking
or using the “chat” function.

Comments may also be shared by email through **May 1, 2021**

Email: LRust@knoxvilletn.gov

For more information:

www.knoxvilletn.gov/development