

**CITY OF KNOXVILLE
PENSION SYSTEM**

VALUATION AND REPORT

AS OF JULY 1, 2006

ALAN C. PENNINGTON, F.S.A.
DIRECT LINE: (615) 665-5363
EMAIL: Alan.Pennington@bpsm.com

December 14, 2006

Mr. Michael Cherry
Executive Director
City of Knoxville Pension Board
917B E. Fifth Avenue
Knoxville, TN 37917-7737

Dear Mike:

The attached report summarizes the results of the actuarial valuation as of July 1, 2006 for the City of Knoxville Pension System. The report sets forth annual funding levels during the Pension System fiscal year beginning July 1, 2006. We trust this report will be helpful in the formulation of policy with respect to the operation and financing of the plan.

The opportunity to serve the Pension Board is appreciated, and we will be pleased to supplement this report in any way, as you request.

The actuarial valuation summarized in this report has been performed utilizing generally accepted actuarial principles and is based on actuarial assumptions, each of which we consider to be reasonable taking into account the experience of the plan and which, in combination, represent our best estimate of the anticipated experience of the Plan. It is our opinion that the results fully and fairly disclose the actuarial position of the plan on the valuation date.

Actuarial computations under Statements 25 and 27 are for purposes of fulfilling employer governmental accounting requirements. The calculations reported herein have been made on a basis consistent with our understanding of the statements. The undersigned is an actuary at BPS&M with professional actuarial credentials, and has met the Qualification Standards of the American Academy of Actuaries to render the actuarial opinions herein.

Sincerely,

Alan C. Pennington, F.S.A.

Alan C. Pennington, F.S.A.

/mec

Executive Summary	1
Summary of Key Results	1
Present Value of Accrued and Projected Benefits	1
Summary of Gains and Losses.....	2
Participant Data	3
Participant Data by Number.....	3
Schedule of Vesting - Active Participants	5
Payroll Information.....	6
Reconciliation of Active Participant Data.....	7
Reconciliation of Inactive Participant Data	8
Schedule of Retiree Optional Forms	9
Member Profile	10
General Government - Division A and B Excludes G1 and G2	10
General Government - Division G, Option 1.....	11
General Government - Division G, Option 2.....	12
Uniformed Bodies - Division C.....	13
Projected Cash Flow - Level Active Population.....	14
Average Participant Profile.....	15
Comparison of General Government Benefits.....	16
Basis of Valuation	17
Summary of Plan Provisions.....	17
Summary of Actuarial Assumptions	32
Asset Information	35
Establishment of Valuation Assets	35
General Government Asset Reconciliation.....	36
Historical Rates of Investment Return	37
Summary of Assets	38
Funding Calculation	39
Calculation of Required Contribution Rates	39
GASB Disclosure	40
Schedule of Funding Progress - Historical	40
Schedule of Funding Progress - Current.....	41
Schedule of Employer Contributions.....	42
Determination of Net Pension Obligation as of June 30, 2006.....	42
Additional Information Regarding GASB Disclosure	43

Summary of Key Results

An actuarial valuation of the benefits provided under the City of Knoxville Pension System was performed as of July 1, 2006. The purpose of the valuation was to determine the funding requirements of the various components of the System, with the intention that funding requirements indicated by the valuation be used as the basis for contributions to the System for the fiscal year commencing July 1, 2006.

Below are key results from the valuation.

	Gen. Gov.	Uniformed	Bd. of Ed.	Total
Active Participants	758	647	42	1,447
Active with Frozen Benefit (Teachers)			89	89
Deferred Vested Participants	39	17	40	96
Retired Participants	443	689	1,062	2,194
Total Number of Participants	1,240	1,353	1,233	3,826
2006-2007 Projected Payroll	27,045,332	25,585,467	925,548	53,556,347
Average Earnings	35,680	39,545	22,037	37,012
Actuarial Value of Assets	123,848,618	261,624,181	85,428,626	470,901,425
Market Value of Assets	129,085,816	275,428,147	90,409,832	494,923,795
Present Value of Future Employee Contributions	7,972,320	13,694,622	0	21,666,942
Recommended City Contribution (\$)	1,933,101	4,234,395	355,719	6,523,215
Recommended City Contribution (%)	7.15%	16.55%	n/a	

Present Value of Accrued and Projected Benefits

	Gen. Gov.	Uniformed	Bd. of Ed.	Total
Active Accrued Benefits	38,069,769	53,886,029	3,329,689	95,285,487
Inactive Accrued Benefits	71,150,218	209,682,258	85,160,261	365,992,737
Defined Contribution Account	5,002,622	0	0	5,002,622
Total	114,222,609	263,568,287	88,489,950	466,280,846
Benefits for Future Service	33,400,745	68,439,374	102,895	101,943,014
Total Value of Projected Benefits	147,623,354	332,007,661	88,592,845	568,223,860

Summary of Gains and Losses

Gains/(Losses) in Millions(\$)

Type	General Government	Uniformed Bodies	Board of Education	Total
Assets (Actual minus Expected MV)	\$ 1.83	\$ 5.92	\$ 1.85	\$ 9.60
Plan Experience				
Retirement/Termination	\$ (0.51)	\$ (0.68)	\$ 0.01	\$ (1.18)
Deaths	\$ (0.34)	\$ 0.22	\$ (0.95)	\$ (1.07)
New Entrants	\$ (0.82)	\$ (2.37)	\$ 0.00	\$ (3.19)
Salary Increases	\$ 0.15	\$ 1.46	\$ 0.04	\$ 1.65
Active Service Adjustment	\$ (0.05)	\$ (1.00)	\$ 0.00	\$ (1.05)
Inactive Data Adjustments *	\$ 0.11	\$ (0.41)	\$ (0.74)	\$ (1.04)
Disabled	\$ (0.13)	\$ (1.21)	\$ 0.00	\$ (1.34)
DROP Elections	\$ (0.09)	\$ (0.38)	\$ 0.00	\$ (0.47)
G1 to G2 Transfers	\$ (0.69)	\$ 0.00	\$ 0.00	\$ (0.69)
Other	\$ (0.91)	\$ (1.08)	\$ (0.37)	\$ (2.36)
	\$ (3.28)	\$ (5.45)	\$ (2.01)	\$ (10.74)
Plan Changes				
None	\$ 0.00	\$ 0.00	\$ 0.00	\$ 0.00
	\$ 0.00	\$ 0.00	\$ 0.00	\$ 0.00
Assumption Changes				
None	\$ 0.00	\$ 0.00	\$ 0.00	\$ 0.00
	\$ 0.00	\$ 0.00	\$ 0.00	\$ 0.00
Net Changes	\$ (1.45)	\$ 0.47	\$ (0.16)	\$ (1.14)

Participant Data by Number

ACTIVE PLAN PARTICIPANTS

	07/01/2006	07/01/2005	07/01/2004
General Government			
Division A	20	24	26
Division B	1	1	1
Division G-1	472	454	459
Division G-2	265	262	280
Total	758	741	766
Board of Education			
Division A - Teachers	89	112	145
Division A - Non-Teachers	42	51	56
Total	131	163	201
Uniformed Bodies			
Division C	645	630	648
Division F	2	2	2
Total	647	632	650
Totals by Division			
Division A	151	187	227
Division B	1	1	1
Division C	645	630	648
Division F	2	2	2
Division G-1	472	454	459
Division G-2	265	262	280
Grand Total	1,536	1,536	1,617

INACTIVE PLAN PARTICIPANTS

	07/01/2006	07/01/2005	07/01/2004
General Government			
Division A	161	161	165
Division B	63	70	74
Division G-1	33	27	23
Division G-2	209	179	154
Drop Elections G-1*	1	0	0
Drop Elections G-2*	15	28	21
Total	482	465	437
Board of Education			
Division A	743	732	723
Division B	359	374	398
Total	1,102	1,106	1,121
Uniformed Bodies			
Division C	492	470	447
Drop Elections*	22	23	35
Division F	192	203	215
Total	706	696	697
Totals by Division			
Division A	904	893	888
Division B	422	444	472
Division C	514	493	482
Division F	192	203	215
Division G-1	34	27	23
Division G-2	224	207	175
Grand Total	2,290	2,267	2,255

* Delayed Retirement Option (DRO) participants are treated as inactive at the time they elect the DRO option. See Summary of Plan Provisions, sections 30 and 54 for further details concerning the DRO program.

Schedule of Vesting - Active Participants

	Vesting Schedule	Total	Vested	Non-Vested
General Government				
Division A	5 year	20	20	0
Division B	5 year	1	1	0
Division G-1	5 year	472	245	227
Division G-2	5 year	265	265	0
Total		758	531	227
Board of Education				
Division A - Teachers	5 year	89	89	0
Division A - Non-Teachers	5 year	42	42	0
Total		131	131	0
Uniformed Bodies				
Division C	5 year	645	465	180
Division F	5 year	2	2	0
Total		647	467	180
Totals by Division				
Division A	5 year	151	151	0
Division B	5 year	1	1	0
Division C	5 year	645	465	180
Division F	5 year	2	2	0
Division G-1	5 year	472	245	227
Division G-2	5 year	265	265	0
Grand Total		1,536	1,129	407

Payroll Information

	07/01/2006	07/01/2005	07/01/2004
General Government			
Divisions A & B	657,842	744,210	777,557
Division G-1	16,194,026	15,353,838	14,293,197
Division G-2	10,193,465	10,026,544	10,656,364
Total	27,045,333	26,124,592	25,727,118
Board of Education*			
Division A	925,548	1,144,317	1,247,404
Uniformed Bodies			
Division C	25,468,280	24,633,564	24,249,016
Division F	117,187	109,531	109,183
Total	25,585,467	24,743,095	24,358,199
Totals by Division			
Divisions A & B	1,583,390	1,888,527	2,024,961
Division C	25,468,280	24,633,564	24,249,016
Division F	117,187	109,531	109,183
Division G-1	16,194,026	15,353,838	14,293,197
Division G-2	10,193,465	10,026,544	10,656,364
Grand Total	53,556,348	52,012,004	51,332,721

* Board of Education payroll excludes Teachers.

Reconciliation of Active Participant Data

	Gen. Gov.	G1	G2	Bd. of Ed.	Uniform	Total
Included in July 1, 2005 Valuation	25	454	262	163	632	1,536
Change due to:						
New Entrants	-	78	-	-	52	130
Retirement	(3)	(2)	(11)	(31)	(4)	(51)
Drop Elections	-	(1)	(4)	-	(11)	(16)
Termination with Vested Benefit	(1)	(3)	(2)	(1)	(5)	(12)
Termination Non-Vested / Refund	-	(28)	(3)	-	(12)	(43)
Transfer	-	(25)	25	-	-	-
Death	-	-	(1)	-	-	(1)
Disabled	-	(1)	(1)	-	(5)	(7)
Rehire	-	-	-	-	-	-
Net Change	(4)	18	3	(32)	15	-
Included in July 1, 2006 Valuation	21	472	265	131	647	1,536

Note: above numbers are estimates only.

Reconciliation of Inactive Participant Data

	Gen. Gov.	Bd. of Ed.	Uniform	Total
Included in July 1, 2005 Valuation	465	1,106	696	2,267
Change due to:				
New Retirees	16	31	4	51
Drop Elections	5	-	11	16
Termination with Vested Benefit	6	1	5	12
Death	(12)	(36)	(15)	(63)
Disabled	2	-	5	7
Net Change	17	(4)	10	23
Included in July 1, 2006 Valuation	482	1,102	706	2,290

Note: above numbers are estimates only.

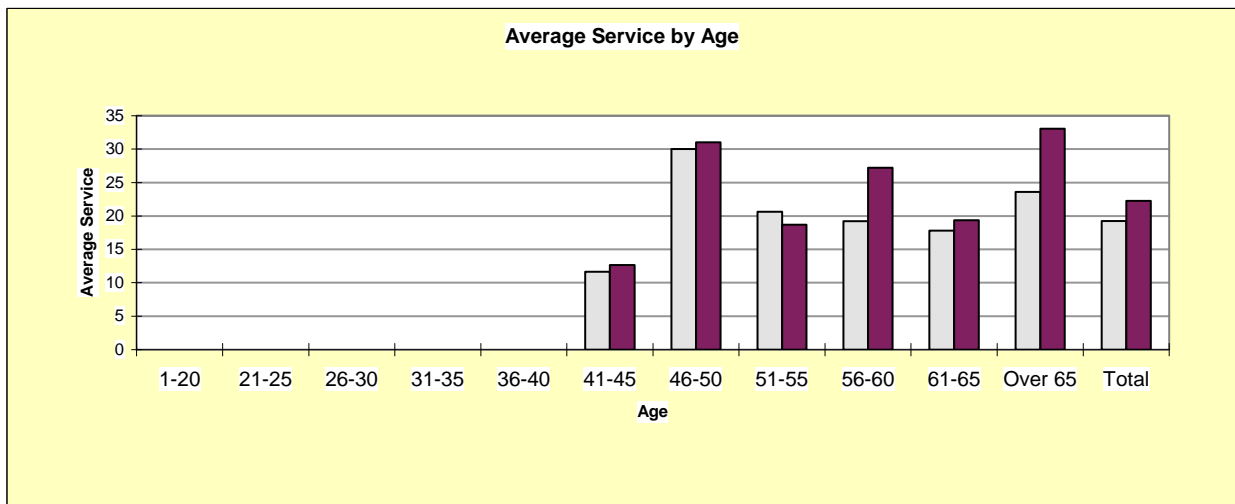
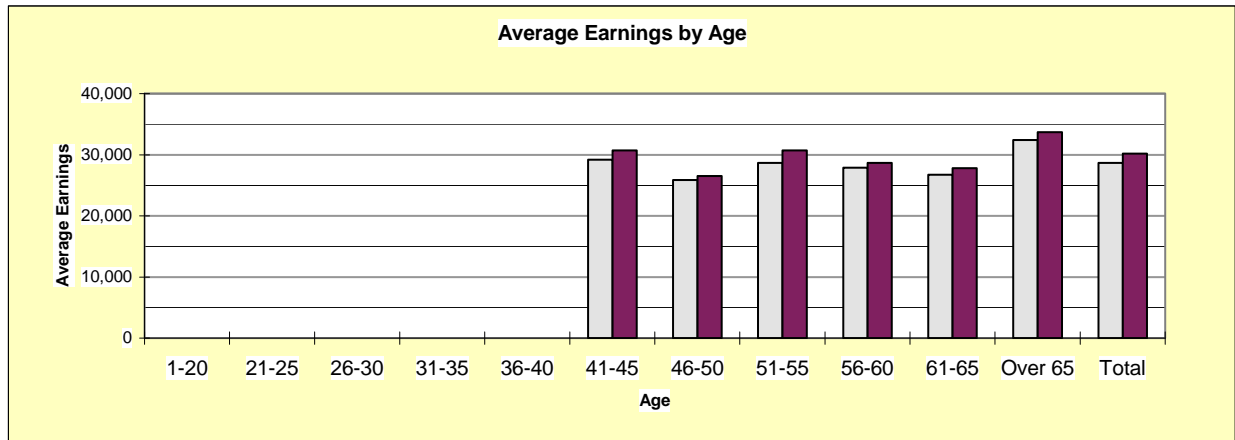
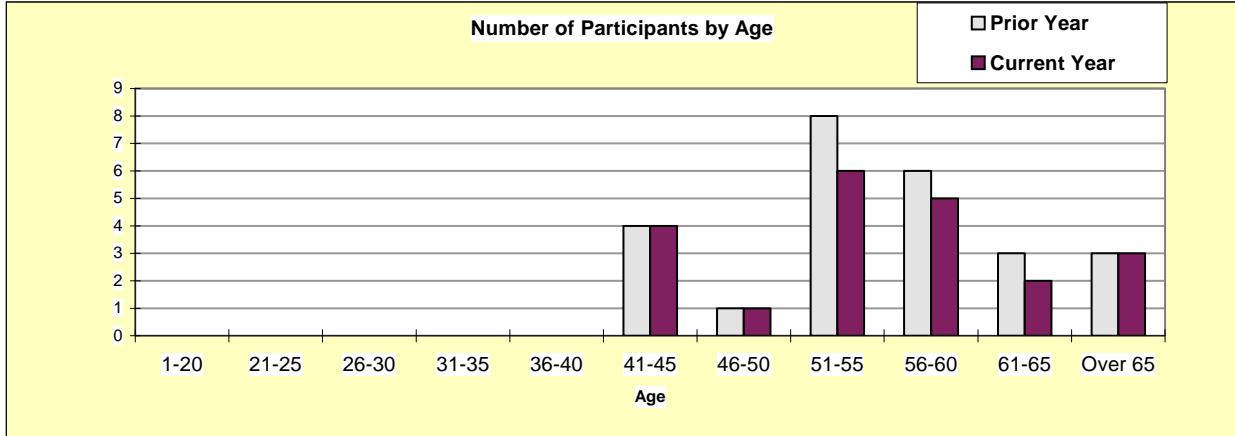
Schedule of Retiree Optional Forms

Retirement Option	General Government	Board of Education	Uniformed Bodies	Total
No Option (SLA)	276	813	357	1,446
Option A				
Without Reinstatement				
50% Joint and Survivor	26	23	46	95
60% Joint and Survivor	-	-	91	91
66.6% Joint and Survivor	-	-	-	-
75% Joint and Survivor	6	12	15	33
100% Joint and Survivor	48	79	89	216
With Reinstatement				
50% Joint and Survivor	28	36	4	68
66.6% Joint and Survivor	-	-	-	-
75% Joint and Survivor	8	13	22	43
100% Joint and Survivor	25	53	52	130
Option B				
3 Year Certain	-	-	-	-
5 Year Certain	5	16	5	26
10 Year Certain	7	5	3	15
15 Year Certain	8	9	2	19
30 Year Certain	-	-	-	-
Option C				
Cash Refund	6	3	3	12
Option D				
Special Design	-	-	-	-
Totals	443	1,062	689	2,194

Member Profile

General Government - Division A and B Excludes G1 and G2

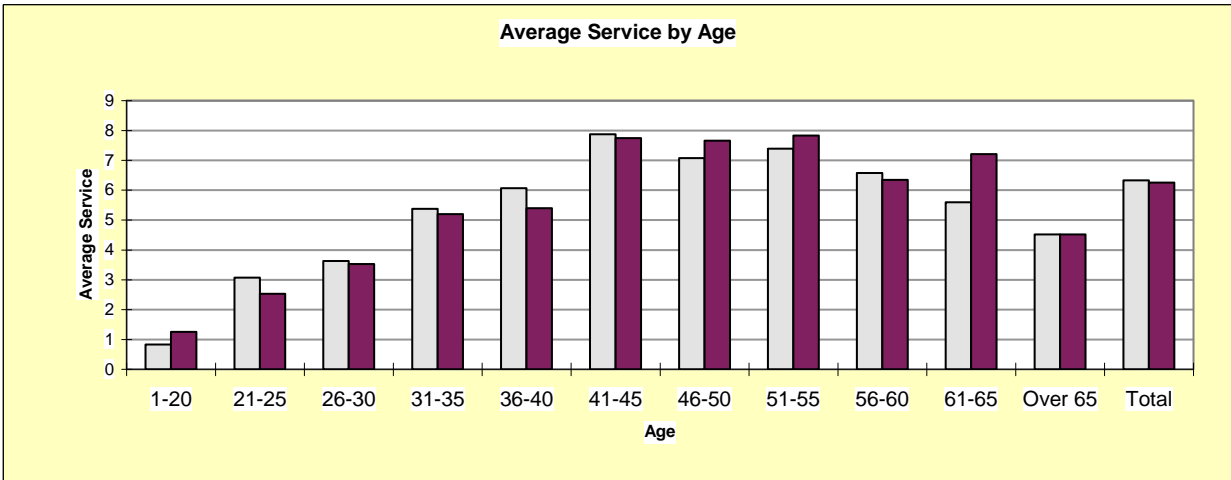
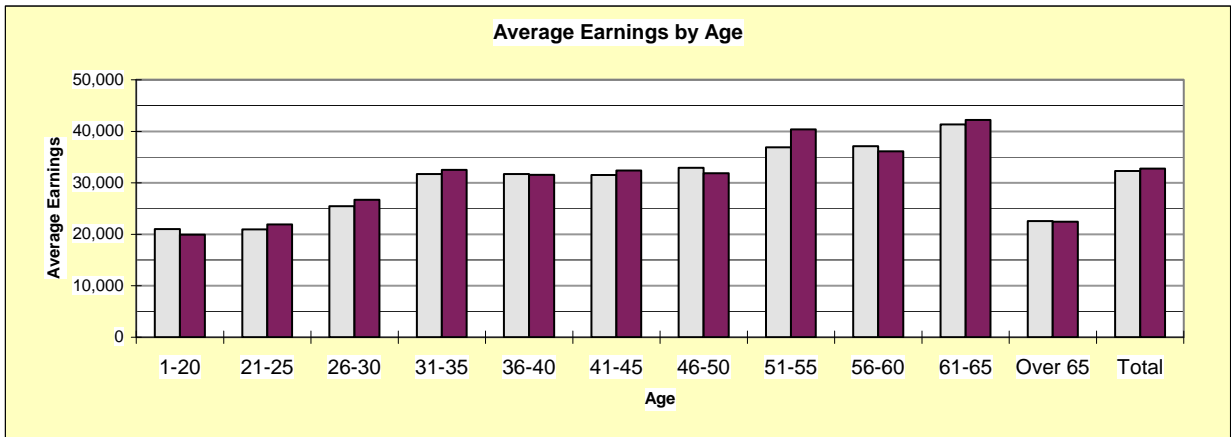
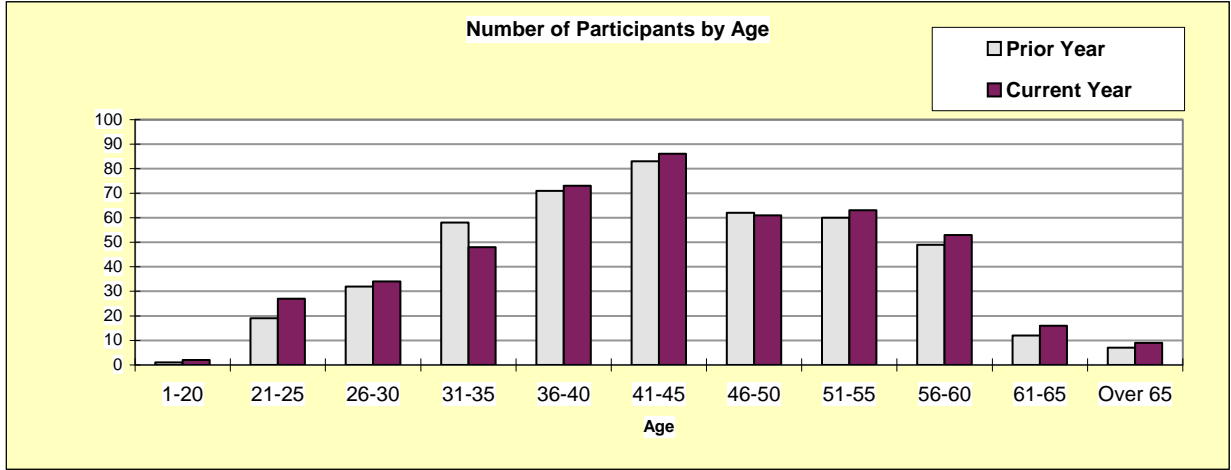
21 Participants



PARTICIPANT DATA

General Government - Division G, Option 1

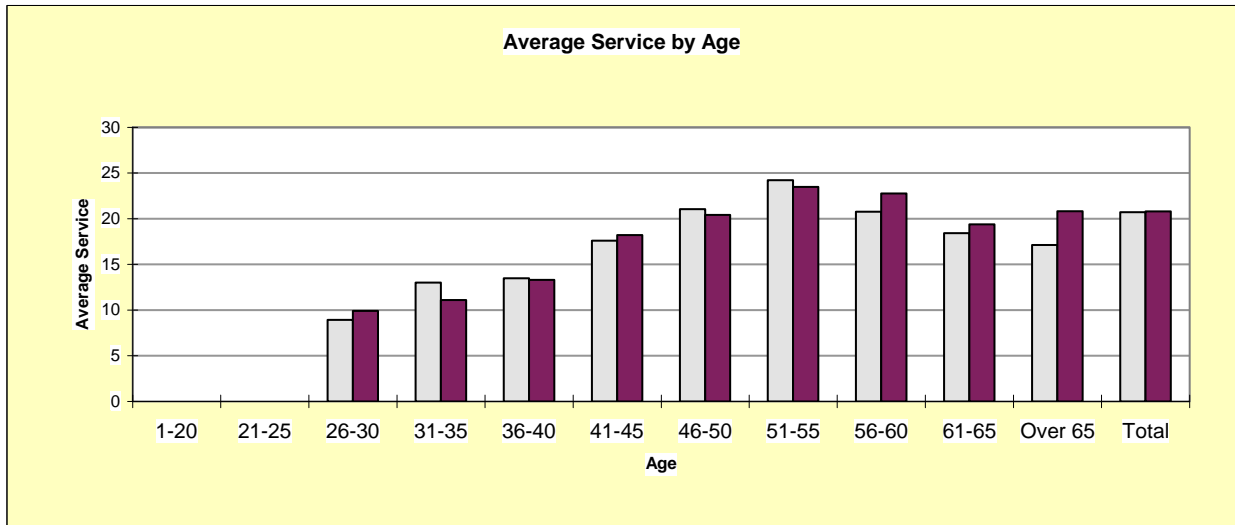
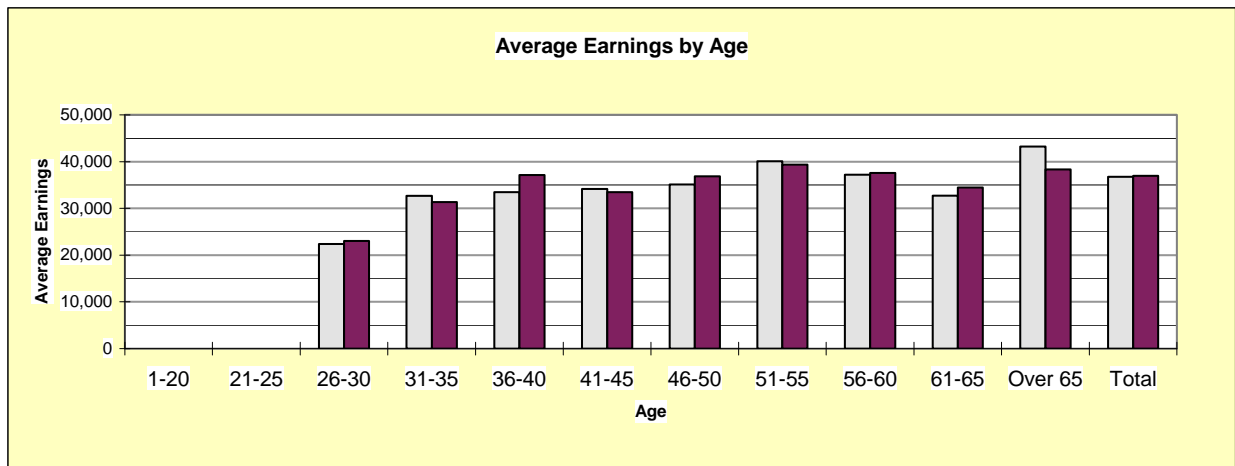
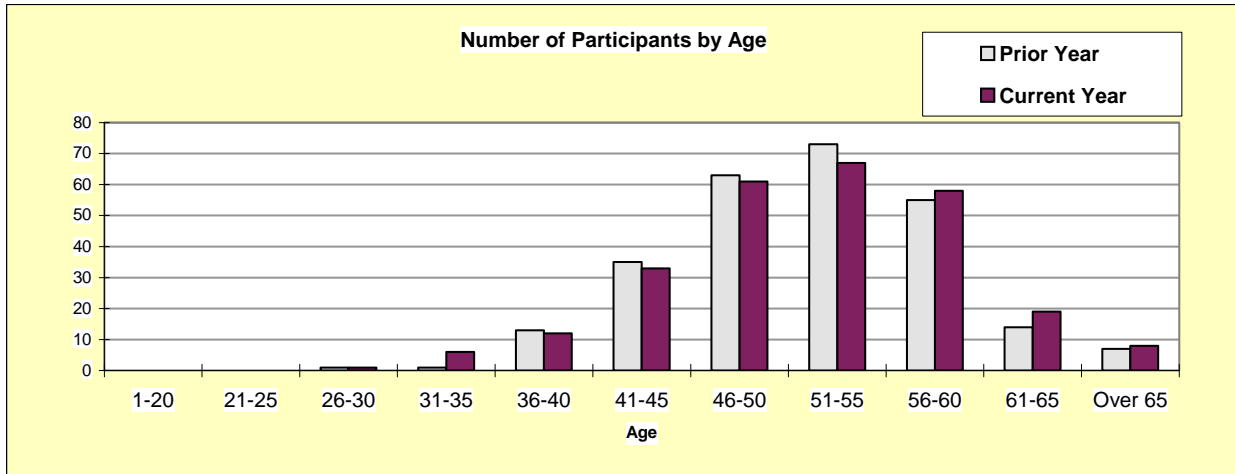
472 Participants



PARTICIPANT DATA

General Government - Division G, Option 2

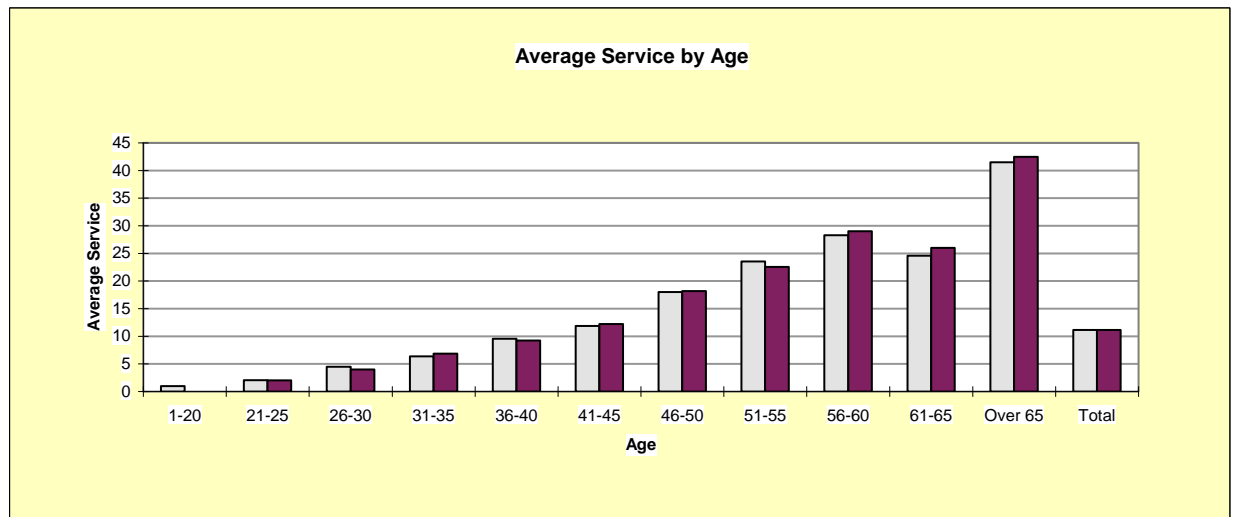
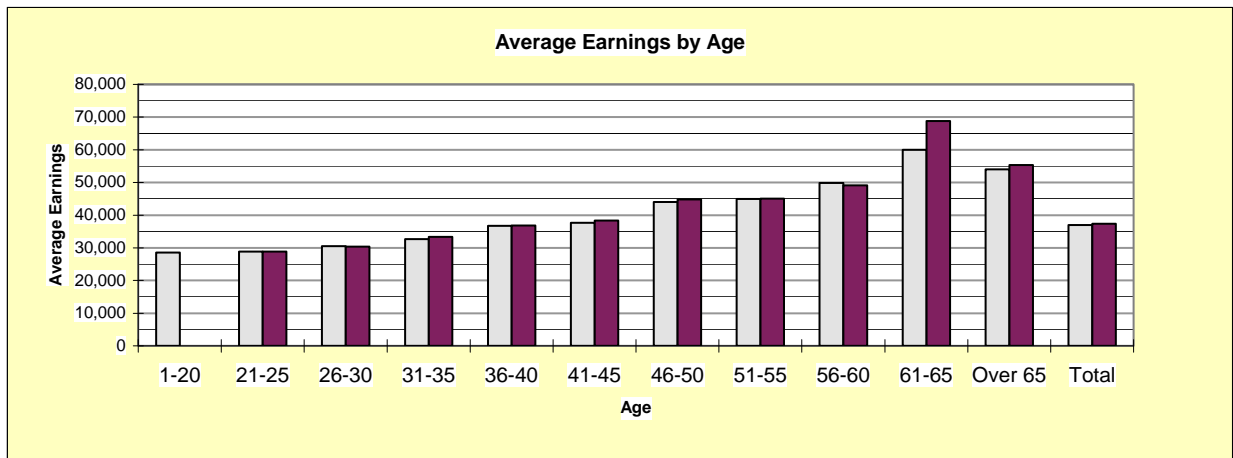
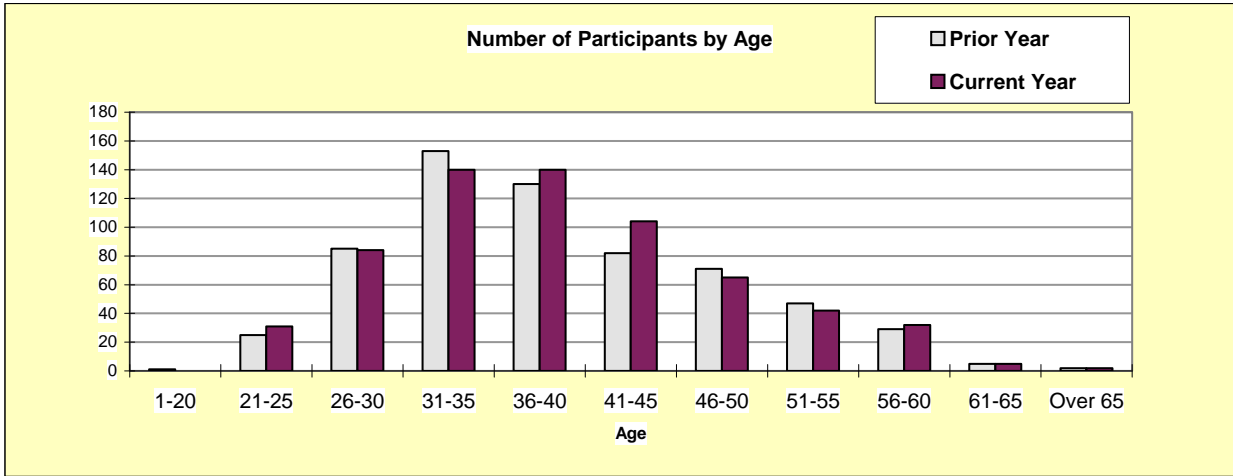
265 Participants



PARTICIPANT DATA

Uniformed Bodies - Division C

647 Participants



Projected Cash Flow - Level Active Population

Projected Benefit Payments

Plan Year Beginning	General Government	Uniformed Bodies	Board of Education	Total
2006	6,374,841	18,519,229	9,492,231	34,386,301
2007	7,183,132	19,816,378	9,415,484	36,414,994
2008	7,435,734	20,573,878	9,331,612	37,341,224
2009	7,821,135	21,174,414	9,200,042	38,195,591
2010	8,342,653	21,627,434	9,050,856	39,020,943
2011	8,820,887	22,249,076	8,909,253	39,979,216
2012	9,397,044	22,618,592	8,700,568	40,716,204
2013	9,988,938	23,059,232	8,458,637	41,506,807
2014	10,535,528	23,724,077	8,208,855	42,468,460
2015	11,137,994	24,190,822	7,945,221	43,274,037

Projected Contribution Requirements (8% Investment Return)

Plan Year Beginning	General Government	Uniformed Bodies	Board of Education	Total
2006	1,933,101	4,234,395	355,719	6,523,215
2007	1,982,407	4,531,839	115,429	6,629,675
2008	1,609,137	4,092,401	-	5,701,538
2009	1,510,635	4,152,598	-	5,663,233
2010	1,439,845	4,293,477	-	5,733,322
2011	1,419,592	4,571,208	-	5,990,800
2012	1,396,420	4,863,192	-	6,259,612
2013	1,373,739	5,142,176	-	6,515,915
2014	1,353,212	5,437,694	-	6,790,906
2015	1,332,483	5,751,492	-	7,083,975

Average Participant Profile

	General Government			Fire	Police
	Div. A	Plan G1	Plan G2	Div. C	Div. C
Average Age	55	44	52	40	38
Average Service	21	6	21	11	11
Average Earnings	31,500	34,300	38,500	37,200	41,300
Normal Retirement Age	62	62	62	50/25	50/25
Contribution Percentage	3%/5%	6%*	6%	6%	6%
Est. Accrued Benefit (Monthly)	764	197	1,415	853	946

* 3% to savings account/ 3% to pension plan

Comparison of General Government Benefits

ESTIMATED MONTHLY BENEFITS

Example 1					
Age = 30; Pay = 25,000; Service = 3	Estimated Benefits Earned			Estimated Social Security Benefit at 62	Replacement Ratio With SS at 62
	7/1/2006	7/1/2011	at 62		
Division A	85	226	989	733	83%
Division G - Option 1					
Defined Benefit Portion	72	192	839		
Ind. Account Portion*	383	882	1,812		
Total	455	1,074	2,651	733	162%
*Single Sum Value of Ind. Account at 62	41,876	96,503	198,326		
Division G - Option 2	131	350	1,531	733	109%

Example 2					
Age = 40; Pay = 40,000; Service = 12	Estimated Benefits Earned			Estimated Social Security Benefit at 62	Replacement Ratio With SS at 62
	7/1/2006	7/1/2011	at 62		
Division A	564	799	1,598	964	77%
Division G - Option 1					
Defined Benefit Portion	497	689	1,340		
Ind. Account Portion*	957	1,327	1,902		
Total	1,454	2,016	3,242	964	126%
*Single Sum Value of Ind. Account at 62	104,712	145,197	208,144		
Division G - Option 2	840	1,190	2,380	964	100%

Example 3					
Age = 50; Pay = 50,000; Service = 20	Estimated Benefits Earned			Estimated Social Security Benefit at 62	Replacement Ratio With SS at 62
	7/1/2006	7/1/2011	at 62		
Division A	1,190	1,488	1,904	1,097	72%
Division G - Option 1					
Defined Benefit Portion	1,138	1,378	1,713		
Ind. Account Portion*	554	768	958		
Total	1,692	2,146	2,671	1,097	90%
*Single Sum Value of Ind. Account at 62	60,627	84,068	104,870		
Division G - Option 2	1,750	2,188	2,800	1,097	94%

The above estimated monthly benefits are based on the following assumptions:

- Investment Return for Individual Account 8.00%
- Basis for Individual Account Conversion to Annuity
- Post Retirement Interest 8.00%
- Post Retirement Mortality GA-51 Projected to 1980

Notes: Division G1 annuity amounts funded by the individual account do not receive cost of living increases (COLAs). All other annuity amounts above do receive COLAs. Division G1 individuals accounts are also available in a single sum.

Summary of Plan Provisions

This Section summarizes the provisions of the City of Knoxville Pension System. Items 1-15 of this Section relate to Division A of the System; items 16-27 relate to Division B; and items 28-41 relate to Division C; items 42-53 related to Division G. The references to "Sections" at the end of each heading refer to Sections of the Charter of the City of Knoxville.

DIVISION A

1. Eligibility (Sections 1360.3, 1360.4)

As a condition of employment, each employee hired on or after January 16, 1963 and before December 1, 1996 becomes a member on the first day of the month after he has completed six months of service, provided he meets the minimum health requirements established by the Pension Board. Employees on April 1, 1963 who were members of Division B could elect to transfer to Division A; employees on that date who were not members of Division B could elect to become members of Division A upon satisfaction of the above service and health requirements.

- (a) Any Knoxville Board of Education certificated employee is ineligible, unless he previously participated in Division A or Division B or had rights to benefits thereunder before January 1, 1977.
- (b) Any other Board of Education employee hired on or after January 1, 1977 becomes a member of the Tennessee Consolidated Retirement System, if eligible; otherwise he becomes a member of Division A.
- (c) The following may elect in writing not to participate:
 - (1) Any member of the Tennessee Teachers Retirement System (notice required within 30 days of becoming an employee).
 - (2) Any City employee who is not a classified Civil Service System position, including persons appointed by the Mayor or occupying a policymaking or confidential position relative to the Mayor or any of the Directors.

2. Normal Retirement (Sections 1360.11, 1360.12, 1360.1(C)-(I))

Retirement may be elected at or after age 62, with a monthly benefit for life equal to one-twelfth of the product of (a) and (b):

- (a) Credited service (in years and completed months); and
- (b) X% of average base earnings
plus
Y% of average excess earnings.

Age at Retirement	X%	Y%
62	0.75	1.50
63	0.78	1.58
64	0.83	1.66
65 or later	0.88	1.76

"Base earnings" are annual earnings up to \$4,800. "Excess earnings" are annual earnings over \$4,800. The term "Average" is the highest average earnings over a span of three years. For General Government Employees who terminate after January 3, 1999, "Average" is the highest average earnings over 2, not necessarily consecutive, 12 month periods.

3. Minimum Benefits (Section 1360.13)

The minimum monthly retirement benefit, including 50% of the member's primary Social Security, for a member with at least 5 full years of credited service is

- (a) For a member who retires on or after July 1, 1997, \$10 per year of credited service, subject to a \$250 maximum if he worked at least 1,000 hours in each of 5 years, or
- (b) For a member who retires on or after January 1, 1977 and before July 1, 1997, \$10 per year of credited service, subject to a \$250 maximum if he worked at least 1,000 hours in each of 10 years, or
- (c) For a member who was retired on January 1, 1977, \$5 per year of credited service, subject to a \$125 maximum if he had not worked for at least 1,000 hours in each of 5 years;

provided that the minimum will be reduced actuarially in accordance with the terms of any option elected.

4. Benefit Adjustment (Section 1360.30)

Division A members other than those in general government, prior to January 1, 2001

Retirement benefits payable from the fund to retired members, survivors or beneficiaries are increased or decreased (but not below their initial amount) by the percentage change in the Consumer Price Index for the 12 months ending September 30 of the prior year, but not by more than 3%, of the initial pension or benefit. An additional adjustment of up to 1% of the initial benefit, in an amount equal to one-half of the excess of the percentage change in the Consumer Price Index over 3%, applies to all pensioners and beneficiaries who have reached age 62 in the current year. Adjustments are to be made January 1 of each year, commencing 12 months after benefits start.

Division A members in general government, effective July 1, 2001 for all Division A members

Retirement benefits payable from the fund to retired members, survivors or beneficiaries are increased by 3% of the current benefit. An additional adjustment of up to 1% of the current benefit, in an amount equal to one-half of the excess over 3% of the percentage change in the Consumer Price Index for the 12 months ending September 30 of the prior year, applies to all pensioners and beneficiaries who have reached age 62 in the current year. Adjustments are to be made January 1 of each year, commencing 12 months after benefits start.

5. Early Retirement (Sections 1360.16 and 1360.17)

After completion of 25 years of service, a member is eligible for an early retirement benefit which is either (a) a deferred pension starting at age 62 equal to his accrued benefit as of the date of his early retirement, computed as in item 2 above, or (b) an immediate, reduced pension which is actuarially equivalent to the deferred benefit under (a).

6. Delayed Retirement (Sections 1360.14 and 1360.15)

If a member remains in active employment beyond his 65th birthday, then upon actual retirement he receives a pension computed as in item 1 above, crediting years of service to the delayed retirement date, and subject to the minimum benefit provisions in item 3 above.

7. Vesting (Sections 1360.27, 1360.28, 1350(O) and 1350.9)

(a) On termination of employment before completing 5 years of service (effective 7/1/97), a member may elect either

- (1) to receive a refund of employee contributions with 4% simple interest, without right to credit for prior service in the event of reemployment, or
- (2) to leave his contributions in the fund for six years, with right to credit for prior service if reemployed within the six-year period; if he is not reemployed or if he dies, a refund is automatic at the end of six years.

(b) On termination of employment following completion of at least 5 years of service (effective 7/1/97), a member is eligible to receive a refund (as described in (7)(a) above) or a deferred pension computed as in item 2 above, based on completed service at termination, commencing at age 62 and payable for life. Credit for prior service is given in the event of reemployment.

(c) Reinstatement of Previous Service

A member who terminates with a non-vested benefit, upon reemployment within six years after such termination, has the right to reinstate his previous credited service upon meeting the following conditions:

- (1) written application submitted within six months of a member's first reemployment anniversary date;
- (2) if he had received a refund, payment of his refund with interest computed at the reemployment interest rate (actuarial assumed rate at time of reemployment); and
- (3) completion of one year of employment after his reemployment.

8. Disability - In Line of Duty (Sections 1360.18, 1360.21 and 1360.22)

In the event of disability incurred by a member in the line of duty, the monthly pension commencing on his disability retirement date is computed as in item 2 above as though retirement were occurring at age 62, using service projected to age 62, subject to the minimum benefit set forth in item 3.

9. Disability - Not in Line of Duty (Sections 1360.18, 1360.19 and 1360.20)

After 15 years of credited service, in the event of disability incurred by a member other than in the line of duty, the monthly lifetime pension commencing at his disability retirement date is computed using the factors in item 2 above for age 62 and the employee's years of service at date of disability, subject to the minimum benefit in item 3 above.

10. Death before Retirement (Sections 1360.24 and 1360.31)

- (a) If a member dies prior to attaining age 62 or completing 5 years of service or commencement of any benefits, his beneficiary receives a lump sum payment of his contributions.
- (b) If a member dies prior to commencement of any benefits, but after the first day of the month following his 62nd birthday or completion of 5 years of service, his surviving spouse or other designated beneficiary receives either
 - (1) a monthly benefit payable in accordance with any option in effect on the date of the member's death, or
 - (2) if no option is in effect, a 50% survivor annuity computed as though the member had retired the day before his death. If the member had not attained age 62 when he died, the benefit shall be calculated as if the member were age 62.
- (c) A refund is payable to the estate of the deceased member if there is no surviving spouse or designated beneficiary.
- (d) If a member who has not elected an option dies after completion of ten years of service (or, if his death results from line of duty injuries, without regard to his service), each of his dependent children shall receive a monthly benefit of \$75.00, payable until the child attains age 19 (or 23 if a full-time student)

11. Death after Retirement (Section 1360.25)

If no option is elected, the retired member's surviving beneficiary or his estate, as applicable, receives the excess of the member's contributions over the pension benefits paid to him.

12. Marriage after Retirement (Section 1360.26)

An unmarried member who is receiving normal, delayed or early retirement benefits and who has not elected an option to apply to his benefit, and who subsequently marries, may at the end of two years of marriage elect an option to provide survivor's benefits to his spouse.

13. Optional Forms of Settlement (Sections 1350.7, 1350.8 and 1360.29)

A member who is entitled to retirement or disability benefits, may elect any of the following:

Option A - A joint and survivor annuity, with 50%, 75% or 100% of the member's benefit continuing to his designated beneficiary after his death.

A modification of this type of option is also available, under which the member receives a smaller initial benefit, but the monthly amount reverts to the level payable if no option had been elected in the event the beneficiary predeceases the member.

Option B - A life annuity, with 60, 120 or 180 monthly payments guaranteed.

Option C - A cash refund annuity.

Option D - Special design: Subject to the Pension Board's approval, any other form of settlement suitable to a member's needs, except lump sum payment, may be elected.

The maximum benefit from the System for a member who is also eligible to receive benefits from the Tennessee Consolidated Retirement System is determined as 100% of the member's final three-year average earnings less the amount of benefit from the Tennessee Consolidated Retirement System.

14. Employee Contributions (Section 1360.9)

Each employee contributes by payroll deduction 3% of the first \$4,800 of his earnings and 5% of the excess of his earnings over \$4,800.

15. Employer Contributions (Section 1360.10)

The required employer contribution rate is based on an annual actuarial valuation. Separate employer contribution rates are calculated for employees of the General Government and the Board of Education.

DIVISION B**16. Eligibility (Sections 1340 and 1350.1)**

All employees, except policemen and firemen, who were employees of the City on January 16, 1963, who participated in the City Employees' Pension Fund the day before the effective date, who have not elected to transfer to Division A, and who were not over age 40 when electing to contribute, are eligible to participate.

17. Normal Retirement (Sections 1325 and 1326)

After age 50 and 25 years of service, the immediate monthly pension is 50% of the member's average monthly salary for the three consecutive years, which yield the highest average. To this percentage will be added 1% for each year (and fraction based on completed months) of service worked after January 1, 1979 and after the member has reached age 50 and completed 25 years of service, subject to a maximum addition of 10%. For General Government Employees terminating after January 3, 1999, average salary shall be based on the 2 highest, not necessarily consecutive, 12 month periods.

18. Minimum Benefits (Section 1326)

Commencing July 1, 1982, the minimum monthly retirement benefit for a member with at least 10 full years of credited service is

- (a) \$10 per year of credited service, subject to a \$250 maximum if he worked at least 1,000 hours in each of 10 years, or
- (b) For a member who was retired on January 1, 1977, \$5 per year of credited service, subject to a \$125 maximum if he had not worked for at least 1,000 hours in each of 10 years;

provided that the minimum will be reduced actuarially in accordance with the terms of any option elected by the member.

19. Benefit Adjustment (Section 1339)

Same as in paragraph 4 above.

20. Disability Retirement (Sections 1330, 1331 and 1350.5)

- (a) For disability not in line of duty after 15 years of service, the monthly pension is 50% of the member's average monthly salary for the highest three consecutive years, reduced by the ratio of years of service to 25 years, and subject to a minimum of \$250, reduced by the ratio of years of service to 25 years.

- (b) For disability in line of duty, the immediate monthly pension is 50% of the member's monthly salary as of his date of disability. The disability pension is reduced by any monthly Workmen's Compensation benefit and is not to duplicate vacation pay, sick leave benefits or unpaid compensation for services rendered.

21. Temporary Disability (Section 1334)

Upon temporary disability from injury incurred in line of duty, a member is paid his full and regular salary out of the pension fund during the period of such disability, not to exceed six months. A member is paid 50% of his actual salary base during a period of disability because of sickness, commencing on the fourth day off duty, for not more than 30 days in any six months.

22. Death Before or After Retirement (Section 1333)

- (a) Upon death before or after retirement because of injury received in line of duty, leaving a widow, widower, children under 19, or a dependent parent, the following benefits are payable:

- (1) the greater of \$250 per month or 50% of the pension to which the deceased member would have been entitled is payable to either widow, widower or dependent parents;
- (2) \$75 per month is payable per dependent child;

provided that the total payable to all survivors does not exceed 50% of the member's salary at the time of his injury and that children's benefits cease at each child's age 19 (or age 23 if he is a full-time student).

Exceptions: Death benefits above are not provided for a widow or widower or children resulting from marriage contracted after retirement.

- (b) Upon death before or after retirement, not in line of duty, after 15 years of service, the same benefits as in (a) above are payable. However, after 15 but less than 25 years of service, any benefits payable to the member's widow, widower, or dependent parents are reduced by the ratio of years of service to 25 years.

A member who has been married for at least two years at his normal retirement date may elect within 90 days prior to such date to have paid, in lieu of his pension and survivor's benefits to a spouse, an Option A benefit commencing at his retirement, with benefits continuing for the lifetime of the spouse. This elected benefit is to have the same actuarial value as the pension otherwise payable for his life plus the value of the spouse's survivor benefit payable during her lifetime pursuant to Section 1333.

23. Vesting (Sections 1328, 1337 and 1350.9)

- (a) On termination of employment after 5 years of service, a member may elect to receive, in lieu of all other benefits, a monthly deferred benefit at his normal retirement date and for life thereafter of 50% of his average monthly salary for the three consecutive years of highest earnings, reduced by the ratio of his years of service at termination to the years that he would have completed at normal retirement. If the member dies before commencement of the deferred benefit, a refund is made to his surviving beneficiary or his estate.
- (b) A member with 25 years of service may elect to receive, in lieu of a deferred benefit, an immediate monthly early retirement benefit commencing at termination and continuing for life in an actuarially reduced amount. If the member dies before commencement of the deferred benefit and if an option had been elected, payment is made in accordance with the option. If no option had been elected, payment is made as if the member had elected a 50% joint and survivor benefit.

If there is no surviving spouse or other designated beneficiary, a refund is payable to the member's estate.

(c) Prior Rights

Any director of a department of the City on leave of absence from a Civil Service position is entitled to credit for years while on such leave, provided he makes the required contributions to the fund.

(d) Reinstatement of Previous Service

A member who terminates with less than ten years of credited service, upon reemployment within six years after such termination, has the right to reinstate his previous credited service upon meeting the following conditions:

- (1) written application submitted within six months of a member's first reemployment anniversary date;
- (2) if he had received a refund, payment of his refund with interest computed at the reemployment interest rate (actuarial assumed rate at time of reemployment); and
- (3) completion of one year of employment after his reemployment.

24. Marriage After Retirement (Section 1329)

An unmarried member who is receiving a normal or vested retirement pension and who has not elected an option to apply to his benefit, and who subsequently marries, may at the end of two years of marriage elect an option to provide survivor's benefits to his spouse.

25. Optional Forms of Settlement (Sections 1327, 1350.7 and 1350.8)

A member who is entitled to retirement or disability benefits, may elect any of the following:

Option A - A joint and survivor annuity, with 50%, 75% or 100% of the member's benefit continuing to his designated beneficiary after his death.

A modification of this type of option is also available, under which the member receives a smaller initial benefit, but the monthly amount reverts to the level payable if no option had been elected in the event the beneficiary predeceases the member.

Option B - A life annuity, with 60, 120 or 180 monthly payments guaranteed.

Option C - A cash refund annuity.

Option D - Special design: Subject to the Pension Board's approval, any other form of settlement suitable to a member's needs, except lump sum payment, may be elected.

The maximum benefit from the System for a member who is also eligible to receive benefits from the Tennessee Consolidated Retirement System is determined as 100% of the member's final three-year average earnings less the amount of benefit from the Tennessee Consolidated Retirement System.

26. Employee Contributions (Section 1321)

Employees contribute 4% of monthly salary by payroll deduction.

27. Employer Contributions (Section 1338)

The required employer contribution rate is based on an annual actuarial valuation. Separate employer contribution rates are calculated for employees of the General Government and the Board of Education.

DIVISION C

28. Eligibility (Sections 1390.1 and 1390.3)

All firemen and policemen regularly employed by the City of Knoxville who were members of Division A on January 2, 1971, the effective date of Division C (except meter maids, park policemen and firemen, crossing guards and auxiliary police), and who elected to transfer to Division C are eligible to participate. Firemen and policemen employed after January 2, 1971 participate in the plan as a condition of employment.

29. Normal Retirement (Sections 1390.1(J), 1390.6, 1390.7, and 1390.8)

A member may retire after completing 25 years of total service and attaining age 50.

The monthly retirement benefit payable for life is as follows:

2.4% of the member's average salary for each year of service, subject to a maximum of 30 years of service, for retirements commencing on or after January 3, 1999 and before January 6, 2001.

2.5% of the member's average salary for each complete year and month of service, subject to a maximum of 30 years of service, for retirements commencing on or after January 6, 2001.

"Average salary" means the member's average annual salary during the two years of service, whether consecutive or not, in which the member received his highest annual salary.

30. Delayed Retirement Option (Section 1390.22)

On or after December 31, 2000, a Division C member eligible for Normal Retirement may elect a delayed retired date, not more than 24 months after the date of election. The monthly benefit payable beginning on the delayed retirement date will be the same as would have been payable had the member retired on the election date except that a single sum amount shall also be paid. The amount of the single sum payment will be equal to the monthly payment times the number of months from the election date to the delayed retirement date plus any cost of living increases which are effective during the DROP period.

31. Minimum Benefits (Section 1390.9)

The minimum monthly retirement benefit for a member with at least 5 full years of credited service is

- (a) For a member who retires on or after July 1, 1997, \$250, reduced pro rata for service less than 25 years, if he had worked at least 1,000 hours in each of 5 years, or
- (b) For a member who retires after January 1, 1977 and before July 1, 1997, \$250, reduced pro rata for service less than 25 years, if he had worked at least 1,000 hours in each of 10 years, or
- (c) For a member who was retired on January 1, 1977, \$125, reduced pro rata for service less than 25 years, if he had not worked for at least 1,000 hours in each of 5 years;

provided that the minimum will be reduced actuarially in accordance with the terms of any option elected.

32. Benefit Adjustment (Section 1390.18)

Retirement benefits payable from the fund to retired members, survivors or beneficiaries are increased by 3% of the current benefit. An additional adjustment of up to 1% of the current benefit, in an amount equal to one-half of the excess over 3% of the percentage change in the Consumer Price Index for the 12 months ending September 30 of the prior year, applies to all pensioners and beneficiaries who have reached age 62 in the current year. Adjustments are to be made January 1 of each year, commencing 12 months after benefits start.

33. Permanent Disability (Sections 1390.10, 1390.11 and 1390.12)**(a) Incurred in Line of Duty**

In the event of permanent disability incurred in the line of duty, the member will receive a monthly benefit equal to 50% of his average salary, payable from the date of disability until death or earlier termination of disability.

(b) Incurred Other than in Line of Duty

If a member who has at least 5 years of service becomes disabled after July 1, 1997, as a result of any cause other than an in line of duty injury, he is entitled to a benefit payable during his lifetime or until earlier recovery from disability. The monthly benefit is 2% of the member's average salary for each full year of service not exceeding 25 years, but in no event shall be less than \$250, reduced proportionately if his service is less than 25 years.

34. Death of a Disabled Member (Sections 1390.11 and 1390.15)**(a) Disability Incurred in Line of Duty**

Upon the death of a member who is receiving benefits on account of permanent disability incurred in line of duty, the surviving spouse and dependent children, or dependent parents, if any, are entitled to the death benefit payable upon the death of a member due to line of duty causes, as described in item 35(a) below.

(b) Disability Incurred Other than in Line of Duty

Upon the death of a member who is receiving benefits on account of permanent disability incurred other than in line of duty:

- (1) A surviving spouse receives, until death, a monthly benefit of 50% of the benefit the member was receiving at the date of his death, subject to a minimum of \$250 per month reduced by the proportion that the member's years actually served bear to 25 years.
- (2) Each dependent child receives a monthly benefit of \$75 until age 19, or age 23 if a full-time student.

If benefits payable under (1) and (2) exceed the benefit the member was receiving at his death, the dependents' benefits are reduced proportionately.

- (3) If neither spouse nor dependent child survives the member, \$250 per month for life or the duration of dependency is paid to dependent parents, if any, reduced pro rata for less than 25 years of service. A dependent parent is a parent who received more than 50% of his support from the member.

35. Death of an Active Member Before Retirement (Sections 1390.13 and 1390.14)

Benefits are payable to the named beneficiary in accordance with the alternate retirement option on file with the pension board at the time of the member's death. If no option is on file at the time of the member's death, the following benefits are payable:

(a) In line of Duty

Upon the death of a member while in active service and in the line of duty, benefits to survivors are as follows:

- (1) A surviving spouse receives, until death, a monthly benefit equal to 50% of the member's average salary, reduced proportionately if member's death occurred before completion of 25 years of service, subject to a minimum of \$250 per month.
- (2) Each dependent child receives \$75 per month until age 19, or, if a full-time student, until age 23.
- (3) If there is no surviving spouse or dependent child, but there is a surviving dependent parent or parents, \$250 is paid to the parent or jointly to the parents monthly for life or for the duration of dependency. The benefit is reduced pro rata if the member's death occurred before he had completed 25 years of service.

(b) Other than in Line of Duty

If a member with at least 5 years of service (on or after July 1, 1997) dies while actively employed from causes other than injury in line of duty, survivors' benefits are as follows:

- (1) A surviving spouse receives, until death, a monthly benefit equal to 50% of the monthly benefit the member would have received under item 34(b) above if he had retired as a result of disability not in line of duty, subject to a minimum monthly benefit of \$250 if the member had completed 25 years of service. The minimum is reduced proportionately for less than 25 years of service.
- (2) Each dependent child receives \$75 per month until age 19 (if a full-time student, until age 23).
- (3) Dependent parents receive the same benefit as in item (a)(3) above.

36. Death of Retired Member (Section 1390.15)

Upon the death after his normal retirement of a member who has not elected an optional form of benefit described in item 40 below, his surviving spouse, dependent children and dependent parent or parents receive the same benefits as in item 34(b) above.

A member who has been married for at least two years at his normal retirement date may elect within 90 days prior to such date to have paid, in lieu of his pension and survivor's benefits to a spouse, an Option A benefit commencing at his retirement, with benefits continuing for the lifetime of the spouse. This elected benefit is to have the same actuarial value as the pension otherwise payable for his life plus the value of the spouse's survivor benefit payable during her lifetime.

37. Vesting (Section 1390.16)

- (a) A member with at least 5 years of service (as of July 1, 1997) who terminates employment is eligible to receive a refund of his contribution or a deferred vested retirement benefit for life, commencing on his normal retirement date. The benefit is computed as 2% of the member's average salary for each year of service he would have completed on his normal retirement date, subject to a maximum of 25 years, reduced by the ratio of years of service he had completed at termination to the years of service that he would have completed if he had continued to work until

normal retirement. If death occurs prior to commencement of the deferred benefit, a refund of employee contributions plus 4% simple interest is payable to the designated beneficiary or the member's estate, as applicable.

- (b) A member with 25 years of service is entitled to a deferred vested retirement benefit computed as in (a) above, or he may elect in lieu thereof to receive an immediate monthly benefit payable for life. If death occurs prior to commencement of a deferred benefit, payments are made in accordance with any option that was elected by the member. If no option had been elected, a benefit is paid to his surviving spouse as though the member had elected a 50% joint and survivor annuity, or a refund of employee contributions plus 4% simple interest is paid to the member's estate if there is no surviving spouse.

38. Termination Prior to Vesting (Sections 1350(O), 1350.9, and 1390.17)

- (a) Upon termination of employment before becoming vested, a member may elect either
- (1) to receive a refund of employee contributions with 4% simple interest, without right to credit for prior service in the event of reemployment, or
 - (2) to leave his contributions in the fund for six years, with credit for prior service if reemployed within the six-year period; if he is not reemployed or if he dies a refund is automatic at the end of six years.

(b) Reinstatement of Previous Service

A member who terminates with a non-vested benefit, upon reemployment within six years after such termination, has the right to reinstate his previous credited service upon meeting the following conditions:

- (1) written application submitted within six months of a member's first reemployment anniversary date;
- (2) if he had received a refund, payment of his refund with interest computed at the reemployment interest rate (actuarial assumed rate at time of reemployment); and
- (3) completion of one year of employment after his reemployment.

39. Optional Forms of Settlement (Sections 1350.7, 1350.8, 1390.19)

A member who is entitled to retirement or disability benefits, may elect any of the following:

Option A - A joint and survivor annuity, with 50%, 75% or 100% of the member's benefit continuing to his designated beneficiary after his death.

A modification of this type of option is also available, under which the member receives a smaller initial benefit, but the monthly amount reverts to the level payable if no option had been elected in the event the beneficiary predeceases the member.

Option B - A life annuity, with 60, 120 or 180 monthly payments guaranteed.

Option C - A cash refund annuity.

Option D - Special design: Subject to the Pension Board's approval, any other form of settlement suitable to a member's needs, except lump sum payment, may be elected.

The maximum benefit from the System for a member who is also eligible to receive benefits from the Tennessee Consolidated Retirement System is determined as 100% of the member's final three-year average earnings less the amount of benefit from the Tennessee Consolidated Retirement System.

40. Member Contributions (Section 1390.4)

Each member contributes by payroll deduction 6% of his monthly salary by payroll deduction. Effective January 1, 1997, contributions are not required by members with more than 30 years of service.

41. Employer Contributions (Section 1390.5)

The required employer contribution rate is based on an annual actuarial valuation.

DIVISION G

42. Eligibility (Section 1371.2 A)

All general government employees hired on or after January 1, 1997 are eligible on the first day of the month following six months of service. General government employees hired before January 1, 1997 may elect to participate in Division G, effective July 1, 1997.

43. Normal Retirement (Sections 1371.3 and 1371.4)

Eligibility for normal retirement benefit is the earlier of (i) age 62 or (ii) the first of the month coincident or following the date the member's age plus credited service equals eighty (80).

44. Normal Retirement Benefit - Division G1 (Section 1371.3 A1)

The monthly normal retirement benefit for a member of Division G1 is equal to the sum of the following:

- (a) the Division A benefit based on service prior to July 1, 1997,
- (b) one-twelfth of the product of: (i) service after July 1, 1997, (ii) Average Compensation and (iii) the following applicable benefit rate:

Age at Benefit Commencement	Benefit Rates for Retirements Before January 6, 2001	Benefit Rates for Retirements After January 6, 2001
62 or earlier	1.07%	1.15%
63	1.12%	1.21%
64	1.18%	1.27%
65 or later	1.25%	1.35%

and,

- (c) any amounts which have been contributed or allocated to the member's individual account.

Average Compensation is calculated as the highest 2, not necessarily consecutive, 12 month periods.

45. Normal Retirement Benefit - Division G2 (Section 1371.3 A2)

The monthly normal retirement benefit for a member of Division G2 is equal to one-twelfth of the product of (a) credited service (in years and completed months), and (b) 2% of Average Compensation. Average Compensation is calculated as the highest 2, not necessarily consecutive, 12 month periods. For retirements after January 6, 2001, 2% is increased to 2.1%.

46. Minimum Benefits (Section 1371.3 B)

Minimum benefits under Division G are determined according to the same rules used to determine minimum benefits under Division A.

47. Employee Contributions (Section 1371.3 F)

The amount of the employee contribution is 6% of compensation. For members of Division G1, one-half of the employee contribution (or 3% of compensation) is allocated to the employee's individual account.

48. Retirement (Section 1371.4 A)

Early or delayed retirement may be elected under the same provisions as Division A, except that the reduction, if any, shall be 0.25% per month for each month by which the benefit commencement precedes the month of the member's 62nd birthday.

49. Benefit Adjustment (Section 1371.3 C)

Benefit adjustments shall be made as if the member were a Division A member, except that amounts from the member's individual account (under Division G1) shall be excluded and that the first adjustment shall apply on a prorated basis on the January 1 following retirement.

50. Employer Contributions (Section 1371.3 E)

The amount of the employer contribution varies from year to year, and is based on the amount required to meet the funding obligations of the system. In addition, for members of Division G1, the employer will contribute 1.5% of the member's compensation to the member's individual account.

51. Disability (Section 1371.4 B)

Eligibility requirements are the same as for Division A. The amount of the benefit is based on the member's Division G benefit, including, if applicable, the amount of the member's individual account balance.

52. Optional Forms of Settlement (Sections 1371.4D and 1350.7, Section 2.01 of the July 1, 1997 Supplemental Plan Provisions)

Members entitled to receive retirement benefits may elect any of the optional forms available under Division A. A member with an individual account balance may receive that balance in the form of a lump sum.

53. Termination before Retirement (Section 1371.4E, Section 2.02 of the July 1, 1997 Supplemental Plan Provisions)

Members who terminate with a vested benefit will receive that benefit in accordance with the same rules applicable to members of Division A. A member with an individual account balance who terminates with less than 5 years of service may elect to receive a refund of employee contributions. A member with an individual account balance who terminates with more than 5 years of service may elect to receive the amount of the individual account balance as a deferred annuity.

54. Delayed Retirement Option (Section 1371.8)

On or after January 6, 2001, a member eligible for Normal Retirement may elect a delayed retired date, not more than 24 months after the date of election. The monthly benefit payable beginning on the delayed retirement date will be the same as would have been payable had the member retired on the election date except that a single sum amount shall also be paid. The amount of the single sum payment will be equal to the monthly payment times the number of months from the election date to the delayed retirement date plus any cost of living increases which are effective during the DROP period.

DIVISION F**55. Establishment of Division F (Section 1301, 1302(a))**

Effective January 6, 2001, Division F is established and added to the City employees' pension system. On and after January 6, 2001, all liabilities of the firemen and policemen pension fund (formerly known as Plan F) shall be assumed by the city employees' pension fund.

56. Eligibility (Section 1301)

All firemen and policemen regularly employed by the City of Knoxville prior to January 16, 1963 are eligible to participate.

57. Normal Retirement (Section 1304)

A member may retire after completing 25 years of total service and attaining age 50.

The monthly retirement benefit payable for life is one-half of the member's highest monthly salary, increased by 2% of that salary for each year of service in excess of 25, up to a maximum benefit of 60% of salary.

58. Minimum Benefits (Section 1306)

A minimum monthly benefit of \$350 is provided for retirees with at least 25 years of service. This minimum is pro-rated for retirees with less than 25 years of service. Effective January 1, 2001, the minimum monthly benefit of \$350 is increased to \$750.

59. Benefit Adjustment (Section 1307)

Retirement benefits payable from the fund to retired members, survivors or beneficiaries are increased each January 1, commencing with the January 1 following the member's retirement. The benefits are increased as follows:

- (a) The prior year benefit plus 6% of the retiree's base (initial) benefit or, if larger,
- (b) The prior year benefit plus 4% of the retiree's prior year benefit.

60. Permanent Disability (Sections 1303 and 1305)

- (a) Incurred in Line of Duty

In the event of permanent disability incurred in the line of duty, the member will receive a monthly benefit equal to 50% of his salary at the time of his disability, payable from the date of disability until death or earlier termination of disability. A minimum monthly benefit of \$125 is provided.

- (b) Incurred Other Than in Line of Duty

If a member who has at least 10 years of service becomes disabled as a result of any cause other than a line of duty injury, he is entitled to a benefit payable during his lifetime or until earlier recovery from disability. The monthly benefit is 2% of the member's salary at disability for each full year of service not exceeding 25 years, but in no event shall be less than \$125, reduced proportionally if his service is less than 25 years.

61. Member Contributions (Section 1302A)

Each member contributes by payroll deduction 5% of his monthly salary by payroll deduction.

62. Employer Contributions (Section 1302B)

The required employer contribution rate is based on an annual actuarial valuation.

Summary of Actuarial Assumptions

(Sample Values per 1,000 Lives)	20	35	50	60
Mortality Rates				
Divisions A, B and G (including Bd. of Ed.)				
GA-51 Male Projected to 1980	Male: .43	.95	4.50	10.80
(5 year setback for Females)	Female: .37	.69	2.49	7.25
Divisions C and F				
1971 Group Annuity Mortality	Male: .50	1.12	5.29	13.12
	Female: .26	0.65	2.15	5.49
Withdrawal Rates				
Estimated Experience (1st Year Select)	171.00	164.70	138.50	109.70
Estimated Experience (2nd Year Select)				
Division A (Bd. Ed. Males); Division C	70.40	68.70	61.50	53.00
All Others	140.80	137.40	123.00	105.90
Estimated Experience (Ultimate)				
Divisions A (Gen. Gov.), B and G	102.60	61.50	23.40	—
Division A (Bd. Ed.)	52.80	29.90	19.20	15.70
Divisions C and F	80.96	46.67	6.00	—
Salary Scale				
Estimated Experience				
Divisions A, B and G	12%	5.2%	4.1%	3.5%
Divisions C and F	12%	6.2%	4.3%	3.5%
Disability Rates				
Divisions A, B and G	0.80	0.80	5.20	7.50
Division C	0.00	6.00	8.21	0.00
Rate of Death Among Disabled Lives				
All except Division C Inactives:	Male: 48.30	27.80	38.30	60.30
	Female: 26.30	21.40	25.70	33.10
Division C Inactives:	Male: 32.20	18.53	25.53	40.20
	Female: 26.30	21.41	25.70	33.10

BASIS OF VALUATION

Rate of Normal Retirement

Division A and B: Probability of Retirement:

Age	Percent Retiring	Age	Percent Retiring
53	2	62	35
54	2	63	10
55	2	64	5
56	3	65	8
57	3	66	5
58	5	67	2
59	5	68	2
60	5	69	1
61	5	70	0

Division C: 25% retire at age 50 and 25 years of Credited Service
 60% retire at age 50 and 30 years of Credited Service
 Remainder retire at the earlier of age 60 or 35 years of Credited Service

Division G: Rates of Retirement:

Age	Service									
	≤ 18 Yrs	19 Yrs	20 Yrs	21 Yrs	22 Yrs	23 Yrs	24 Yrs	25 Yrs	≥ 26 Yrs	
≤ 54	0.00	0.00	0.00	0.00	0.00	0.00	0.00	10.00	5.00	
55	0.00	0.00	0.00	0.00	0.00	0.00	0.00	15.00	15.00	
56	0.00	0.00	0.00	0.00	0.00	0.00	10.00	10.00	10.00	
57	0.00	0.00	0.00	0.00	0.00	10.00	10.00	10.00	10.00	
58	0.00	0.00	0.00	0.00	10.00	10.00	10.00	10.00	10.00	
59	0.00	0.00	0.00	10.00	10.00	10.00	10.00	10.00	10.00	
60	0.00	0.00	10.00	10.00	10.00	10.00	10.00	10.00	10.00	
61	0.00	10.00	10.00	10.00	10.00	10.00	10.00	10.00	10.00	
62	25.00	25.00	25.00	25.00	25.00	25.00	25.00	25.00	25.00	
63	20.00	20.00	20.00	20.00	20.00	20.00	20.00	20.00	20.00	
64	13.33	13.33	13.33	13.33	13.33	13.33	13.33	13.33	13.33	
65	57.69	57.69	57.69	57.69	57.69	57.69	57.69	57.69	57.69	
66	22.73	22.73	22.73	22.73	22.73	22.73	22.73	22.73	22.73	
67	29.41	29.41	29.41	29.41	29.41	29.41	29.41	29.41	29.41	
68	25.00	25.00	25.00	25.00	25.00	25.00	25.00	25.00	25.00	
69	44.44	44.44	44.44	44.44	44.44	44.44	44.44	44.44	44.44	
70	100.00	100.00	100.00	100.00	100.00	100.00	100.00	100.00	100.00	

Rate of Investment Return

8.0% per annum

Spouse Frequency and Ages

Assume 85% married, with husbands four years older than wives

Actuarial Valuation Method

Frozen initial liability. Groups with no unfunded supplemental liability will revert to Aggregate.

Fire/Police - Unfunded liability arising from Plan F will be considered unfunded supplemental liability and will be amortized over a 30 year period beginning July 1, 2001. Other unfunded liability (if any) will be amortized over the average future lifetime of active employees.

Board of Education - Currently there is no unfunded liability. In the future, if unfunded liabilities arise, they will be amortized over a fixed amortization period.

General Government - Unfunded liabilities are amortized over the average future lifetime of active employees.

Asset Valuation Method

Market Value, adjusted for 5-year phase-in of each year's difference between actual and expected value.

Cost of Living Adjustment

3.5% per annum

Refund of Employee Contributions

For General Government and Fire/Police, it is assumed all members that terminate prior to age 40 will take a refund of employee contributions (whether or not they have 5 years of service).

Establishment of Valuation Assets

	General Government*	Uniformed Bodies	Board of Education	Total System
1. Assets (Market Value July 1, 2005)	\$116,073,888	\$262,051,574	\$ 90,853,041	\$468,978,503
2. Expected Contributions				
a. By Employees	\$1,002,843	\$1,283,320	\$ -	\$ 2,286,163
b. By City Dept.	\$1,570,426	\$3,624,792	\$ 112,417	\$ 5,307,635
3. Expected Benefit Payments	\$5,561,965	\$17,892,010	\$9,308,747	\$ 32,762,722
4. Base Established 7/1/2002	\$ (10,990,834)	\$ (26,342,254)	\$ (10,792,403)	\$ (48,125,491)
5. Base Established 7/1/2003	\$ (2,976,327)	\$ (7,502,660)	\$ (3,308,977)	\$ (13,787,964)
6. Base Established 7/1/2004	\$ 9,434,773	\$ 22,174,308	\$ 8,329,331	\$ 39,938,412
7. Base Established 7/1/2005	\$ 988,739	\$ 2,837,024	\$ 1,381,807	\$ 5,207,570
8. Sum of Unrecognized Bases (.6*(7)+.4*(6)+.2*(5))	\$ 3,771,887	\$ 9,071,406	\$ 3,499,021	\$ 16,342,314
9. Net Non-Investment Transactions ((2)-(3))	\$ (2,988,696)	\$ (12,983,898)	\$ (9,196,330)	\$ (25,168,924)
10. Expected Assets July 1, 2006 ((1)*1.08+(9)*1.04)	\$122,251,555	\$269,512,446	\$ 88,557,101	\$480,321,102
11. Assets (Market Value July 1, 2006)	\$124,083,194	\$275,428,146	\$ 90,409,832	\$489,921,172
12. Base Established July 1, 2006 ((11)-(10))	\$ 1,831,639	\$ 5,915,701	\$ 1,852,731	\$ 9,600,071
13. Valuation Assets July 1, 2006 ((11)-.8*(12)-(8))	\$118,845,996	\$261,624,180	\$ 85,428,626	\$465,898,802
14. G1 Supplemental Account	\$ 5,002,622	\$ -	\$ -	\$ 5,002,622
15. Total Valuation Assets July 1, 2006 ((13) + (14))	\$123,848,618	\$261,624,180	\$ 85,428,626	\$470,901,424

*General Government base is calculated excluding the G1 Supplemental Account. See next page for reconciliation.

General Government Asset Reconciliation

		Defined Contribution Assets (G1)	Defined Benefit Assets	Total
1.	Assets (Market Value July 1, 2005)	\$ 4,272,059	\$ 116,073,888	\$ 120,345,947
2.	Contributions			
	a. By Employees	\$ 468,598	\$ 1,065,102	\$ 1,533,700
	b. By City Dept.	\$ 233,894	\$ 1,133,337	\$ 1,367,231
3.	Investment Income	\$ 462,655	\$ 12,483,239	\$ 12,945,894
4.	Disbursements to Employees and Beneficiaries	\$ 434,584	\$ 5,865,857	\$ 6,300,442
5.	Expenses	\$ -	\$ 806,515	\$ 806,515
6.	Assets (Market Value July 1, 2006) (1)+(2)+(3)-(4)-(5)	\$ 5,002,622	\$ 124,083,194	\$ 129,085,816

Historical Rates of Investment Return

The following table shows the approximate annual rates of total investment return for the indicated plan years:

<u>Plan Year End</u>	<u>Approximate Return</u>	<u>Average Return*</u>
June 30, 2006	10.1%	10.1%
June 30, 2005	9.2%	9.6%
June 30, 2004	18.1%	12.4%
June 30, 2003	4.6%	10.4%
June 30, 2002	-2.8%	7.6%
June 30, 2001	6.4%	7.4%
June 30, 2000	1.3%	6.5%
June 30, 1999	8.9%	6.8%
June 30, 1998	20.2%	8.2%
June 30, 1997	19.5%	9.3%

*For 1 year, 2 years, 3 years, etc.

The following are comparative rates of return, using standard industry indices:

	<u>Annualized Total Rates of Return</u>		
	<u>Periods Ending 6-30-2006</u>		
	<u>One Year</u>	<u>5 Years</u>	<u>10 Years</u>
City of Knoxville Pension Plan	10.10%	7.62%	9.30%
Standard & Poor's 500 Stocks	8.62%	2.49%	8.32%
Dow Jones Industrial Average	11.09%	3.44%	9.11%
Citigroup Corp. Bond Index	-7.73%	6.93%	7.42%
Lehman Gov./Corp. Bond Index	-1.52%	5.13%	6.25%
90 Day U.S. Treasury Bills	3.95%	2.16%	3.68%

Summary of Assets

Assets By Investment

	June 30, 2006	June 30, 2005
US Equity	37.8%	43.9%
Real Estate	10.5%	9.9%
International Equity	23.3%	21.5%
Corporate Bonds	9.0%	6.7%
Government Bonds	11.8%	16.0%
Cash	7.7%	2.1%
	100.0%	100.0%

Summary of Operation

Market Value July 1, 2005		\$ 473,250,562
Increases		
Employee Contributions		3,035,866
Employer Contributions		4,444,688
Investment Return		50,410,823
	Total Increases	57,891,377
Decreases		
Benefit Payments		(32,706,300)
Refunds		(527,145)
Expenses		(3,013,707)
Audit Adjustment		29,008
	Total Decreases	(36,218,144)
Market Value July 1, 2006		\$ 494,923,795

Calculation of Required Contribution Rates

Calculation of 2006-2007 Normal Cost Rates	Gen. Gov.	Uniformed
1. Present Value of Benefits	\$ 147,623,354	\$ 332,007,661
2. Assets on Hand	\$ 123,848,618	\$ 261,624,181
3. Unfunded Accrued Liability	\$ 0	\$ 42,322,124
4. Present Value of Future Employee Contributions	\$ 7,972,320	\$ 13,694,622
5. Present Value of Future Normal Costs ((1)-(2)-(3)-(4), minimum of 0)	\$ 15,802,416	\$ 14,366,734
6. Present Value of Future Salaries	\$ 229,759,334	\$ 257,751,251
7. 2006-2007 Projected Payroll	\$ 27,045,332	\$ 25,585,467
8. Normal Cost ((5)/(6)*(7)*1.08^0.5)	\$ 1,933,101	\$ 1,482,049
9. 25-Year Amortization of Unfunded Accrued Liability (assumes 3% future payroll increases)	\$ 0	\$ 2,932,896
10. Preliminary Contribution (mid-year payment) ((8)+(9))	\$ 1,933,101	\$ 4,414,945
11. Preliminary Contribution as a Percent of Pay ((10)/(7))	7.15%	17.26%
12. Prior Year Contribution as a Percent of Pay	6.05%	13.79%
13. Contribution Limit Based on 2%/20% Banding Policy	8.05%	16.55%
14. Recommended Contribution as a Percent of Pay (Min((11),(13))	7.15%	16.55%
15. Recommended Contribution (mid-year payment) ((7)*(14))	\$ 1,933,101	\$ 4,234,395

Board of Education		
Present Value of Benefits	\$ 88,592,845	
Assets on Hand	\$ 85,428,626	
Unfunded Liability	\$ 3,164,219	
Total Recommended Contribution (15-year amortization)	\$ 355,719	

Schedule of Funding Progress - Historical

Valuation Date	Actuarial Value of Assets (a)	Actuarial Accrued Liability (b)	Unfunded AAL (UAAL) (b - a)	Funded Ratio (a/b)	Annual Covered Payroll (c)	UAAL as a Percentage of Covered Payroll ((b - a) / c)
7/1/1994	398,948,167	449,314,482	50,366,315	88.8%	88,773,824	56.74%
7/1/1995	436,657,724	495,240,631	58,582,907	88.2%	90,288,375	64.88%
7/1/1996	481,931,044	521,655,782	39,724,738	92.4%	93,169,839	42.64%
7/1/1997	534,321,548	n/a	n/a	n/a	92,851,013	n/a
7/1/1998	596,654,552	n/a	n/a	n/a	94,939,571	n/a
7/1/1999	396,186,010	n/a	n/a	n/a	59,535,391	n/a
7/1/2000	433,160,647	n/a	n/a	n/a	61,555,234	n/a

Notes: in 1997 the plan funding method was changed to aggregate, under which an accrued liability is not calculated.

KUB is included in years before 1999.

Schedule of Funding Progress - Current

Valuation Date	Actuarial Value of Assets (a)	Actuarial Accrued Liability (b)	Unfunded AAL (UAAL) (b - a)	Funded Ratio (a/b)	Annual Covered Payroll (c)	UAAL as a Percentage of Covered Payroll ((b - a) / c)
General Government						
07/01/2006	123,848,618	n/a	n/a	n/a	27,045,333	n/a
07/01/2005	117,282,790	n/a	n/a	n/a	26,124,592	n/a
07/01/2004	111,443,883	n/a	n/a	n/a	25,727,118	n/a
07/01/2003	109,083,158	n/a	n/a	n/a	27,417,367	n/a
07/01/2002	108,231,664	n/a	n/a	n/a	26,274,311	n/a
07/01/2001	103,495,498	n/a	n/a	n/a	25,156,740	n/a
Board of Education						
07/01/2006	85,428,626	n/a	n/a	n/a	925,548	n/a
07/01/2005	88,232,068	n/a	n/a	n/a	1,144,317	n/a
07/01/2004	91,655,768	n/a	n/a	n/a	1,247,404	n/a
07/01/2003	97,523,914	n/a	n/a	n/a	1,352,741	n/a
07/01/2002	103,801,243	n/a	n/a	n/a	1,512,062	n/a
07/01/2001	105,981,275	n/a	n/a	n/a	1,890,770	n/a
Uniformed Bodies						
07/01/2006	261,624,181	303,946,305	42,322,124	86.08%	25,585,467	165.41%
07/01/2005	254,746,885	298,752,660	44,005,775	85.27%	24,743,095	177.85%
07/01/2004	250,066,940	297,330,672	47,263,732	84.10%	24,358,199	194.04%
07/01/2003	252,508,388	287,789,466	35,281,078	87.74%	24,350,147	144.89%
07/01/2002	256,781,273	276,372,256	19,590,983	92.91%	24,466,370	80.07%
07/01/2001	251,483,373	265,729,297	14,245,924	94.64%	23,035,672	61.84%

Schedule of Employer Contributions

Year Ended June 30	General Government*		Board of Education		Knox Utilities Board		Firefighters and Police	
	Annual Required Contribution	Percent Contributed	Annual Required Contribution	Percent Contributed	Annual Required Contribution	Percent Contributed	Annual Required Contribution	Percent Contributed
1998	\$ 5,400	100%	\$ 4,586,484	100%	\$ 14,543	100%	\$ -	100%
1999	\$ 5,400	100%	\$ 3,759,725	100%	n/a	n/a	\$ -	100%
2000	\$ 5,400	100%	\$ 2,566,977	100%	n/a	n/a	\$ -	100%
2001	\$ -	100%	\$ 114,721	100%	n/a	n/a	\$ -	100%
2002	\$ -	100%	\$ -	100%	n/a	n/a	\$ 807,573	100%
2003	\$ -	100%	\$ -	100%	n/a	n/a	\$ 870,585	100%
2004	\$ 279,612 **	100%	\$ -	100%	n/a	n/a	\$ 1,170,919	100%
2005	\$ 610,584	100%	\$ -	100%	n/a	n/a	\$ 2,302,822	100%
2006	\$ 1,133,337	100%	\$ - ***	100%	n/a	n/a	\$ 3,077,456	100%

* The General Government began making employer matching contributions to a new defined contribution plan for the year ending June 30, 1998. Employer contributions to the defined contribution plan for the current fiscal year ending June 30, 2006 total \$233,894.

** \$279,612 is a contribution for past service for a judge that transferred to the General Government.

*** The Board of Education contributions for 2006 will not be made until 2007.

Year Ended June 30	Total Pension System		
	Annual Required Contribution	Percentage Contributed	Net Pension Obligation
1998	\$ 4,606,427	100%	\$ 0
1999	\$ 3,765,125	100%	\$ 0
2000	\$ 2,572,377	100%	\$ 0
2001	\$ 114,721	100%	\$ 0
2002	\$ 807,573	100%	\$ 0
2003	\$ 870,585	100%	\$ 0
2004	\$ 1,450,531	100%	\$ 0
2005	\$ 2,913,406	100%	\$ 0
2006	\$ 4,210,794	100%	\$ 0

Determination of Net Pension Obligation as of June 30, 2006

Since the City has contributed the amount required each year, the NPO is zero.

Additional Information Regarding GASB Disclosure

1. Actuarial assumptions have been revised periodically to reflect actual plan experience and expectations regarding future events. The most recent assumption revisions include:
 - changing the cost of living assumption from 4.0% to 3.5%, effective July 1, 1999
 - changing the investment return assumption from 7.75% to 8.0%, effective July 1, 2001
 - changing mortality, turnover, salary scales, rates of disability and rates of retirement as of July 1, 2002 based on the July 1, 2001 experience study.
2. The City continues to pursue a conservative policy regarding contributions to ensure that all benefits are properly funded.
3. For the 1992-93, 1993-94 and 1996-97 plan years, the Fire/Police made a 2%, 1% and 1% of payroll contribution even though the ARC (annual required contribution) was zero for each such year for that group. In addition, the General Government has made negligible contributions since the 1996-97 plan year, despite the ARC of zero. In the aggregate, the effect of this on the plan is negligible and, consistent with prior practice. The City has considered the total NPO to be zero.
4. The City, as authorized by the City Charter, implemented the City of Knoxville Pension System Supplemental Retirement Plan (G1) effective July 1, 1997. G1 is a defined contribution plan available for general government employees. Employee contributions are 3%. Employer contributions are 1.5% (matching). Employees that participate in the defined contribution plan make 6% employee contributions, 3% to the defined contribution plan and 3% to the defined benefit plan. General Government employees that do not participate in the defined contribution plan are required to make a 6% contribution to the defined benefit plan (G2) for which they receive an enhanced defined benefit plan benefit.
5. Effective July 1, 1999, the Knoxville Utilities Board (KUB) split-off into its own plan and is no longer part of the City of Knoxville Pension System. Historical information in this disclosure does reflect KUB, to be consistent with prior disclosures. KUB will not be included in current or future year disclosures for the Pension System.
6. Effective January 6, 2001, Plan F liabilities are combined with Division C. As a result, the aggregate liabilities of Division C/Plan F exceed available assets and a contribution will be required. The schedule of funding progress has been broken down by employee group beginning July 1, 2001 to show the specific impact on the unfunded bodies (Division C/Plan F).
7. Effective July 1, 2004, the board adopted a funding policy to contribute at least 40% of the real cost (entry age cost) but no more than a) the prior year percent of payroll plus 2% or b) 120% of the prior year percent of payroll, if more.